


[Afficher tous les 68 produits de la même famille.](#)

TECHSPEC® 9mm de Dia. x -18mm FL, traité UV-AR, Lentille PCV UV



UV Fused Silica Plano-Concave (PCV) Lenses



Stock **#46-312** **20+ In Stock**

[D'autres traitements](#)

- 1 + €150.⁰⁰

AJOUTER AU PANIER

Prix sur Quantité	
Qté 1-5	€150,00 prix unitaire
Qté 6-25	€120,00 prix unitaire
Qté 26-49	€113,00 prix unitaire
Need More?	Demande de Devis

Les prix sont indiqués hors TVA et droits applicables.

Espace téléchargement

Caractéristiques du produit

Plano-Concave Lens

Type:

Max. Flat Annulus is 0,3mm

Remarque:

Propriétés physiques et mécaniques

Diamètre (mm):
9.00 +0.0/-0.025

Épaisseur Centrale CT (mm):
2.00

Tolérance Épaisseur Centrale (mm):
±0.05

Centrage (arcmin):
<1

Ouverture Utile CA (mm):
8.1

Épaisseur au Bord ET (mm):
3.15

Propriétés optiques

Distance Focale EFL (mm):
-18.00

Substrat:
[Fused Silica](#) (Corning 7980)

f#:
2.00

Ouverture Numérique NA:
0.25

Traitement:
UV-AR (250-425nm)

Gamme de Longueur d'Onde (nm):
250 - 425

Distance Focale Arrière BFL (mm):
-19.37

Spécification du Traitement:
R_{abs} ≤1.0% @ 250 - 425nm
R_{avg} ≤0.75% @ 250 - 425nm
R_{avg} ≤0.5% @ 370 - 420nm

Longueur d'Onde à la Focale Donnée (nm):
587.6

Tolérance Distance Focale (%):
±1

Rayon R₁ (mm):
-8.25

Qualité de Surface:
40-20

Damage Threshold, Reference:
3 J/cm² @ 355nm, 10ns

Power (P-V) @ 632.8nm:
1.5λ

Irregularity (P-V) @ 632.8nm:
λ/4

Conformité réglementaire

RoHS 2015:
[Conforme](#)

Reach 223:
[Conforme](#)

Certificate of Conformance:
[Visionner](#)

Besoin de spécifications différentes ou de modifications ?

Edmund Optics propose des services complets de fabrication personnalisée de composants optiques et d'imagerie adaptés aux exigences de vos applications spécifiques. Qu'il s'agisse de la phase de prototypage ou de la préparation d'une production à grande échelle, nous proposons des solutions flexibles pour répondre à vos besoins. Nos ingénieurs expérimentés sont là pour vous aider, de la conception à la réalisation.

Nos capacités comprennent :

- Dimensions, matériaux, traitements, etc. personnalisés
- Qualité de surface et planéité de surface de haute précision
- Tolérances serrées et géométries complexes
- Production évolutive – du prototype à la série

En savoir plus sur nos [capacités de fabrication sur mesure](#) ou soumettre une demande [ici](#).

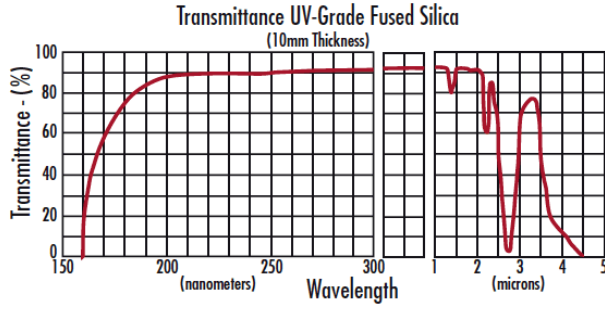
Description produit

- Distances focales négatives pour les applications d'expansion de faisceau ou de projection de lumière
- Gamme de longueurs d'onde de 200 à 2000 nm
- Option traitement AR UV disponible

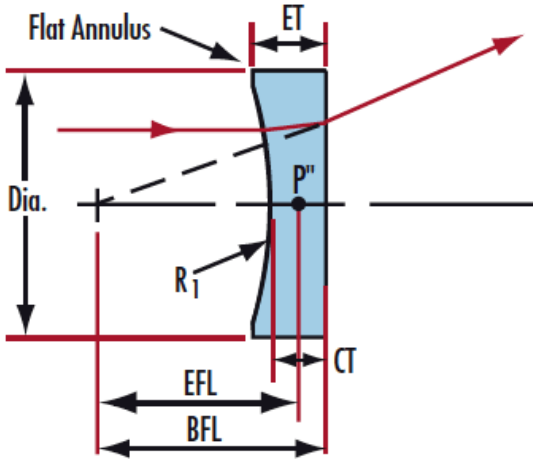
Les Lentilles Plan-Concaves (PCV) en Silice Fondue UV TECHSPEC® sont des éléments optiques UV de haute performance, fabriqués à l'aide d'un équipement CNC de pointe. La précision de la surface et la performance de ces

optiques sont garanties grâce à l'interféromètre GPI-XP de Zygo. Les lentilles de qualité UV sont fabriquées avec précision en utilisant de la silice fondue synthétique de qualité recherche. En plus d'offrir une excellente transmission et de fonctionner à hautes températures, la silice fondue synthétique présente également des spécifications d'inclusion et d'une pureté chimique exceptionnelles. Les Lentilles Plan-Concaves (PCV) en Silice Fondue UV TECHSPEC® sont un choix idéal pour de nombreuses applications laser et d'imagerie, en particulier celles impliquant des longueurs d'onde ultraviolettes. Un traitement antireflets à large bande est disponible, optimisant la transmission dans le spectre UV.

Informations techniques

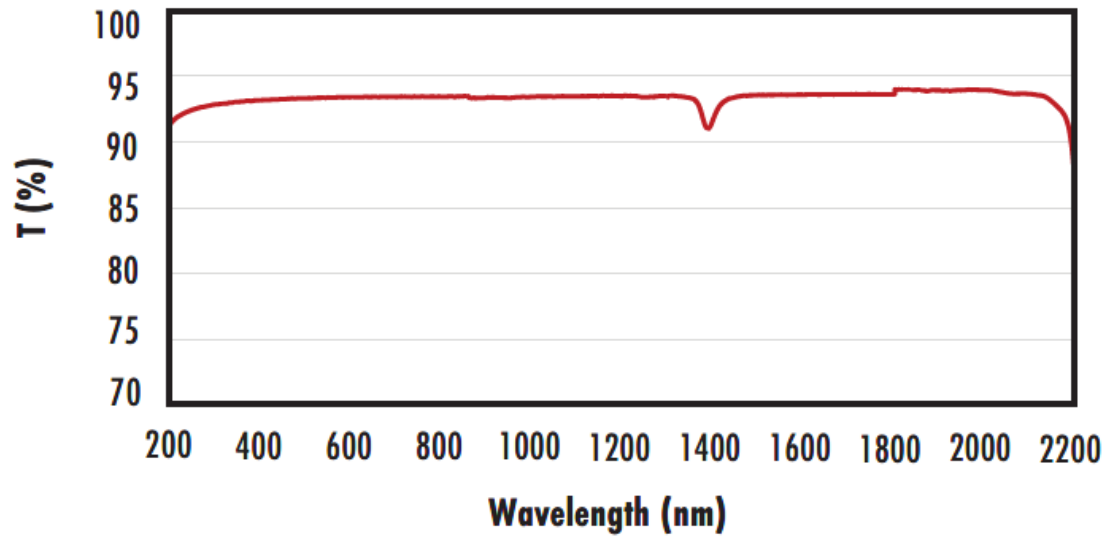


UV FS Transmission Curve



FUSED SILICA

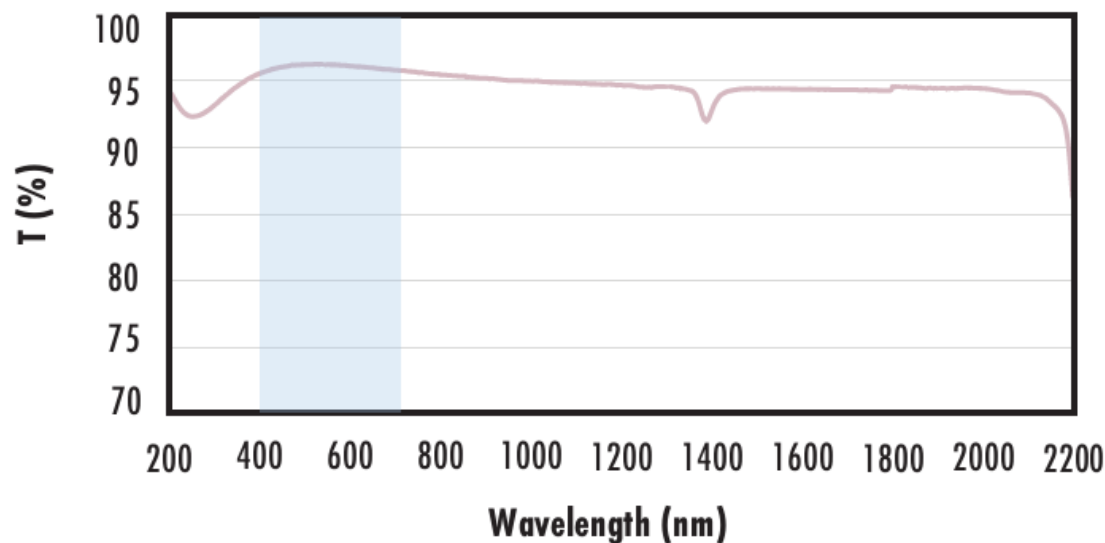
Uncoated Fused Silica Typical Transmission



Typical transmission of a 3mm thick, uncoated fused silica window across the UV - NIR spectra.

[Click Here to Download Data](#)

Fused Silica with MgF₂ Coating Typical Transmission



Typical transmission of a 3mm thick fused silica window with MgF₂ (400-700nm) coating at 0° AOI.

The blue shaded region indicates the coating design wavelength range, with the following specification:

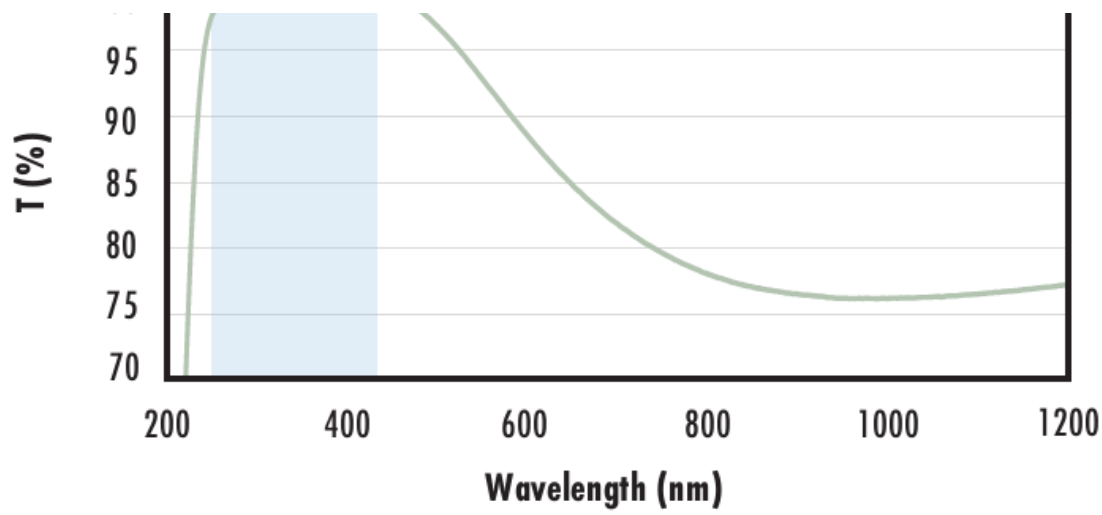
$R_{avg} \leq 1.75\%$ @ 400 - 700nm (N-BK7)

Data outside this range is not guaranteed and is for reference only.

[Click Here to Download Data](#)

Fused Silica with UV-AR Coating Typical Transmission





Typical transmission of a 3mm thick fused silica window with UV-AR (250-425nm) coating at 0° AOI.

The blue shaded region indicates the coating design wavelength range, with the following specification:

$$R_{abs} \leq 1.0\% @ 250 - 425\text{nm}$$

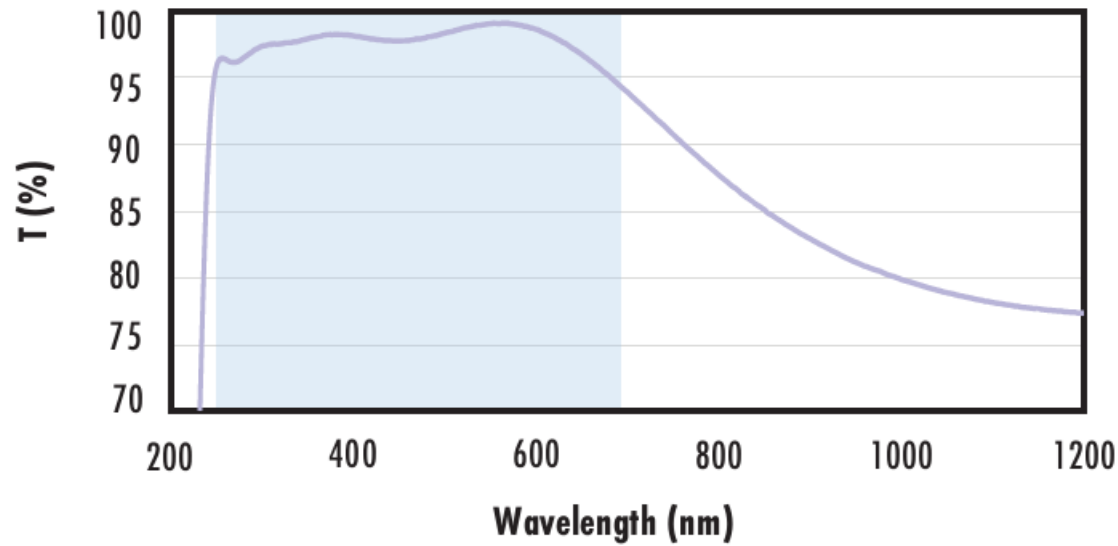
$$R_{avg} \leq 0.75\% @ 250 - 425\text{nm}$$

$$R_{avg} \leq 0.5\% @ 370 - 420\text{nm}$$

Data outside this range is not guaranteed and is for reference only.

[Click Here to Download Data](#)

Fused Silica with UV-VIS Coating Typical Transmission



Typical transmission of a 3mm thick fused silica window with UV-VIS (250-700nm) coating at 0° AOI.

The blue shaded region indicates the coating design wavelength range, with the following specification:

$$R_{abs} \leq 1.0\% @ 350 - 450\text{nm}$$

$$R_{avg} \leq 1.5\% @ 250 - 700\text{nm}$$

Data outside this range is not guaranteed and is for reference only.

[Click Here to Download Data](#)

Fused Silica with VIS-EXT Coating Typical Transmission



Typical transmission of a 3mm thick fused silica window with VIS-EXT (350-700nm) coating at 0° AOI.

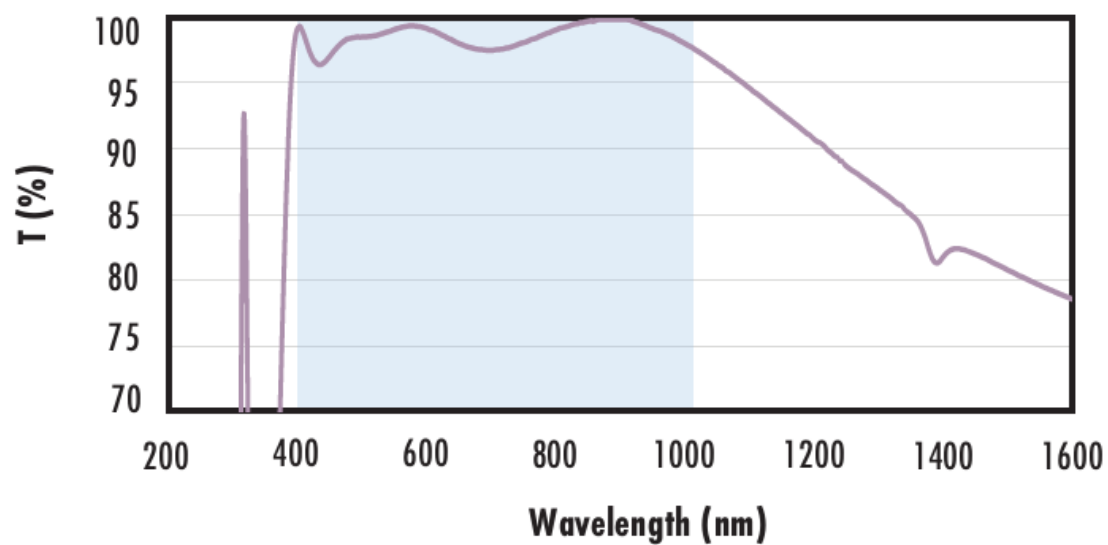
The blue shaded region indicates the coating design wavelength range, with the following specification:

$$R_{avg} \leq 0.5\% @ 350 - 700\text{nm}$$

Data outside this range is not guaranteed and is for reference only.

[Click Here to Download Data](#)

Fused Silica with VIS-NIR Coating Typical Transmission



Typical transmission of a 3mm thick fused silica window with VIS-NIR (400-1000nm) coating at 0° AOI.

The blue shaded region indicates the coating design wavelength range, with the following specification:

$$R_{abs} \leq 0.25\% @ 880\text{nm}$$

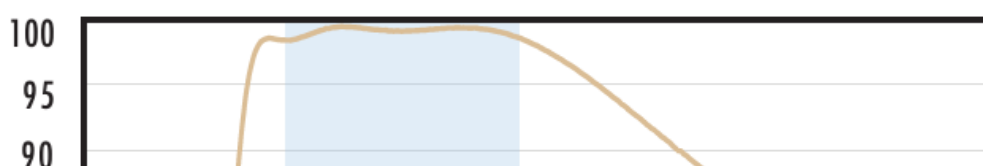
$$R_{avg} \leq 1.25\% @ 400 - 870\text{nm}$$

$$R_{avg} \leq 1.25\% @ 890 - 1000\text{nm}$$

Data outside this range is not guaranteed and is for reference only.

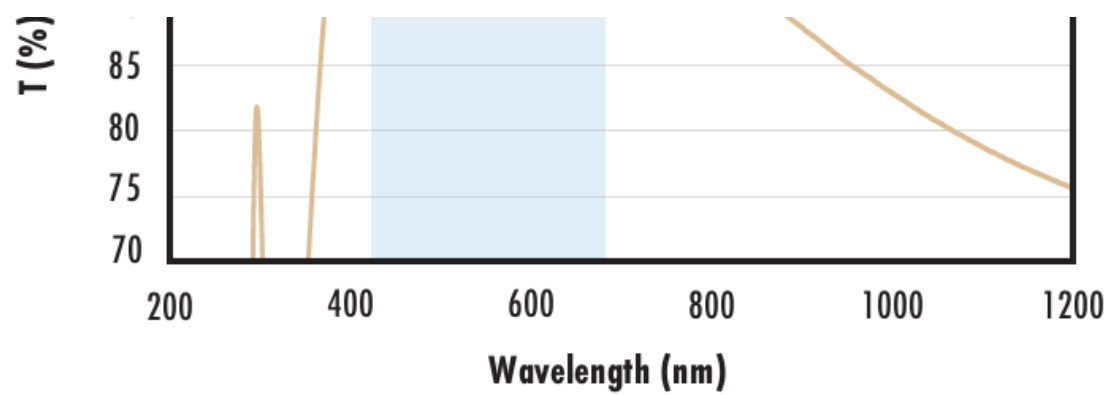
[Click Here to Download Data](#)

Fused Silica with VIS 0° Coating Typical Transmission



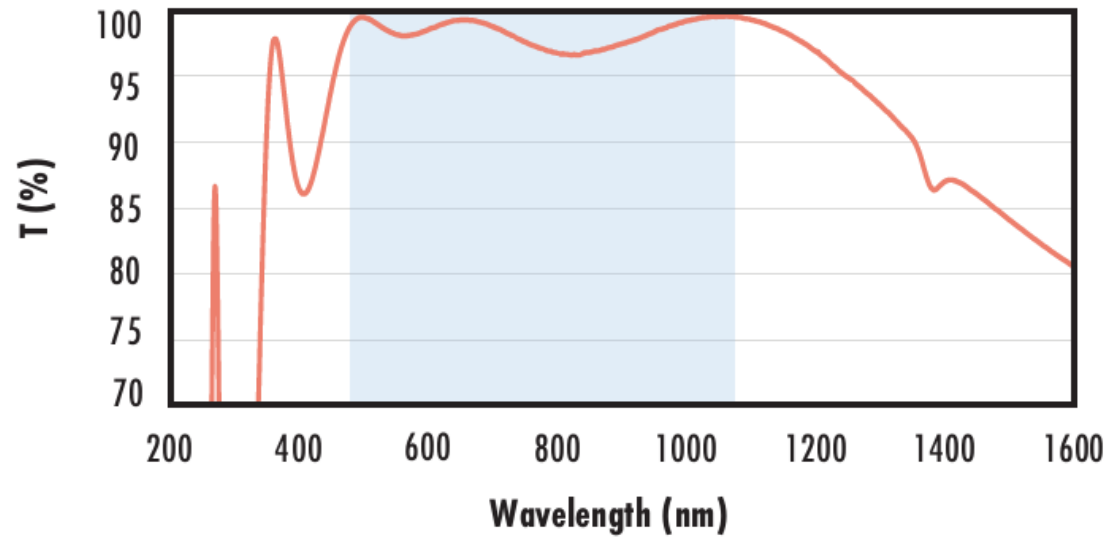
Typical transmission of a 3mm thick fused silica window with VIS 0° (425-675nm) coating at 0° AOI.

The blue shaded region indicates the coating design wavelength range, with the following specification:



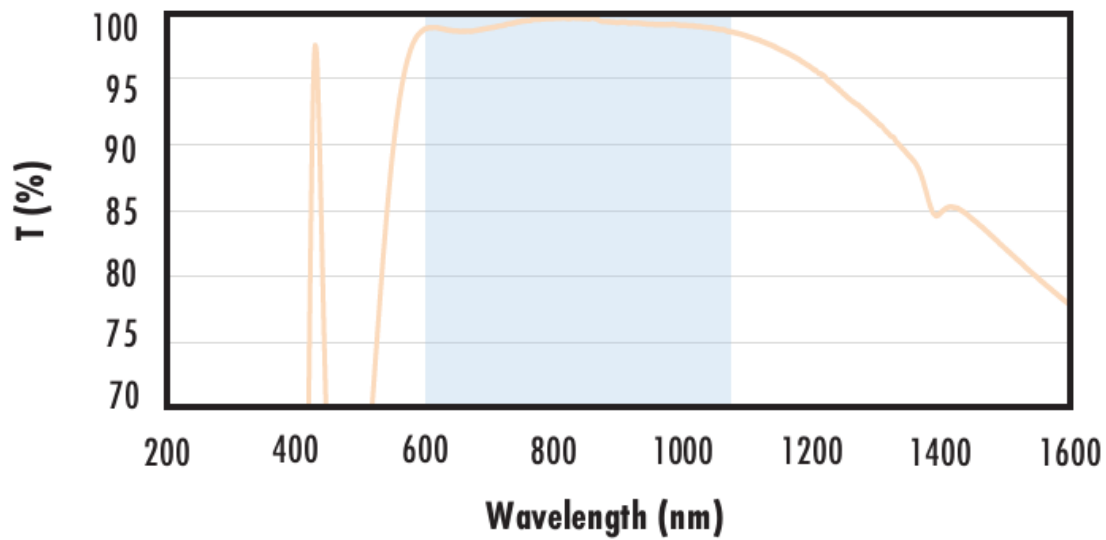
range, with the following specification:
 $R_{avg} \leq 0.4\% @ 425 - 675\text{nm}$
 Data outside this range is not guaranteed and is for reference only.
[Click Here to Download Data](#)

**Fused Silica with YAG-BBAR Coating
 Typical Transmission**



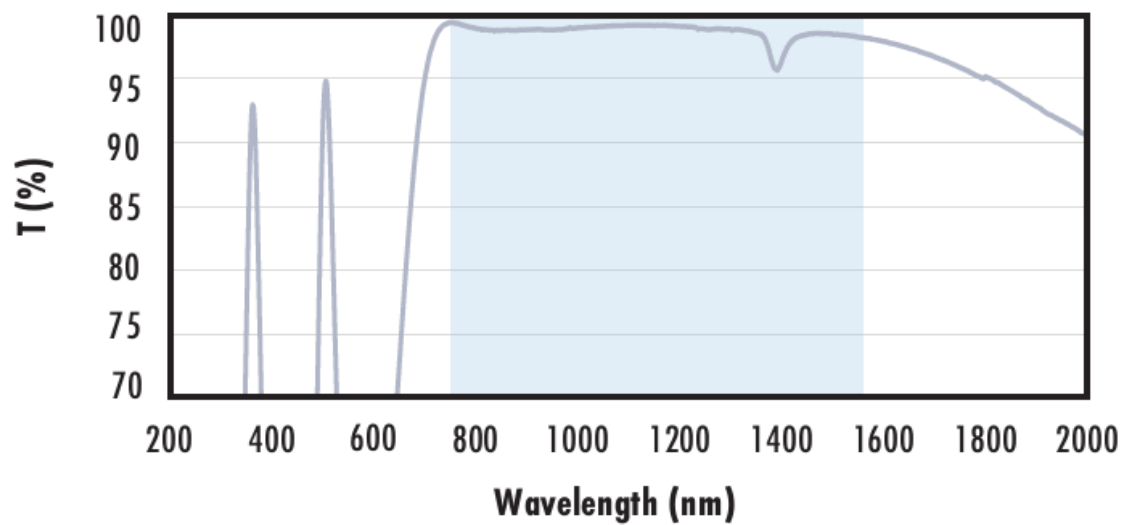
Typical transmission of a 3mm thick fused silica window with YAG-BBAR (500-1100nm) coating at 0° AOI.
 The blue shaded region indicates the coating design wavelength range, with the following specification:
 $R_{abs} \leq 0.25\% @ 532\text{nm}$
 $R_{abs} \leq 0.25\% @ 1064\text{nm}$
 $R_{avg} \leq 1.0\% @ 500 - 1100\text{nm}$
 Data outside this range is not guaranteed and is for reference only.
[Click Here to Download Data](#)

**Fused Silica with NIR I Coating
 Typical Transmission**



Typical transmission of a 3mm thick fused silica window with NIR I (600 - 1050nm) coating at 0° AOI.
 The blue shaded region indicates the coating design wavelength range, with the following specification:
 $R_{avg} \leq 0.5\% @ 600 - 1050\text{nm}$
 Data outside this range is not guaranteed and is for reference only.
[Click Here to Download Data](#)

**Fused Silica with NIR II Coating
 Typical Transmission**



Typical transmission of a 3mm thick fused silica window with NIR II (750 - 1550nm) coating at 0° AOI.
 The blue shaded region indicates the coating design wavelength range, with the following specification:
 $R_{abs} \leq 1.5\% @ 750 - 800\text{nm}$
 $R_{abs} \leq 1.0\% @ 800 - 1550\text{nm}$
 $R_{avg} \leq 0.7\% @ 750 - 1550\text{nm}$
 Data outside this range is not guaranteed and is for reference only.
[Click Here to Download Data](#)

Montures compatibles