

[Afficher tous les 216 produits de la même famille.](#)

TECHSPEC® Fenêtre $\lambda/4$ en Silice Fondue non Traitée, 5 mm de dia., 1 mm d'épaisseur



TECHSPEC® $\lambda/4$ UV Fused Silica Windows

Stock **#14-955 4 In Stock**

⊖ 1 ⊕ €103⁰⁰

AJOUTER AU PANIER

Prix sur Quantité	
Qté 1-5	€103,00 prix unitaire
Qté 6-25	€82,00 prix unitaire
Qté 26-49	€77,00 prix unitaire
Need More?	Demande de Devis

ⓘ Les prix sont indiqués hors TVA et droits applicables.

Espace téléchargement

Caractéristiques du produit

Protective Window **Type:**

Glass **Type of Window:**

Propriétés physiques et mécaniques

Ouverture Utile CA (mm):

4.50	
5.00 +0.00/-0.10	Diamètre (mm):
1.00 ±0.10	Épaisseur (mm):
<1	Parallélisme (arcmin):
Protective as needed	Biseau:
90	Ouverture Utile (%):
Fine Ground	Bords:
0.16	Rapport de Poisson:
73	Module d'Élasticité de Young (GPa):
522.00	Dureté de Knoop (kg/mm²):

Propriétés optiques

Uncoated	Traitement:
Fused Silica (Coming 7980)	Substrat: <input type="checkbox"/>
1.458	Indice de Réfraction (n_d):
40-20	Qualité de Surface:
λ/4	Front d'Onde Transmis, P-V:
67.8	Nombre d'Abbe (v_d):
200 - 2200	Gamme de Longueur d'Onde (nm):

Propriétés des matériaux

2.20	Densité (g/cm³):
0.52 (+5 to +35°C) 0.57 (0 to +200°C) 0.48 (-100 to +200°C)	Coefficient d'Expansion Thermique CTE (10⁻⁶/°C):
7980 0G	Fused Silica Grade:

Conformité réglementaire

Conforme	RoHS 2015:
Visionner	Certificate of Conformance:
Conforme	REACH 241:

Besoin de spécifications différentes ou de modifications ?

Edmund Optics propose des services complets de fabrication personnalisée de composants optiques et d'imagerie adaptés aux exigences de vos applications spécifiques. Qu'il s'agisse de la phase de prototypage ou de la préparation d'une production à grande échelle, nous proposons des solutions flexibles pour répondre à vos besoins. Nos ingénieurs expérimentés sont là pour vous aider, de la conception à la réalisation.

Nos capacités comprennent :

- Dimensions, matériaux, traitements, etc. personnalisés
- Qualité de surface et planéité de surface de haute précision
- Tolérances serrées et géométries complexes
- Production évolutive – du prototype à la série

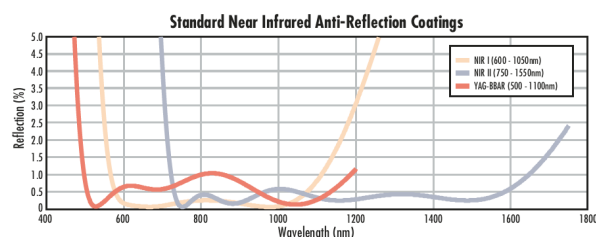
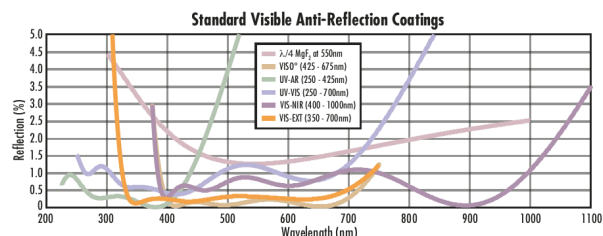
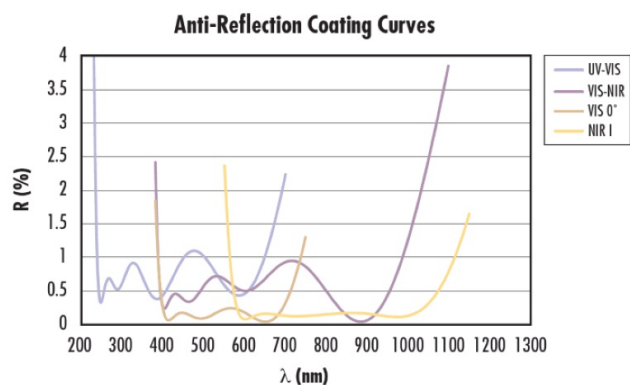
En savoir plus sur nos [capacités de fabrication sur mesure](#) ou soumettre une demande [ici](#).

Description produit

- disponible sans traitement ou traitées BBAR pour l'UV, le visible et le NIR
- parfaites pour les applications d'imagerie
- tailles de diamètre standard de 5 à 200 mm
- fenêtres en silice fondue UV **1λ** ou **λ/10** également disponibles

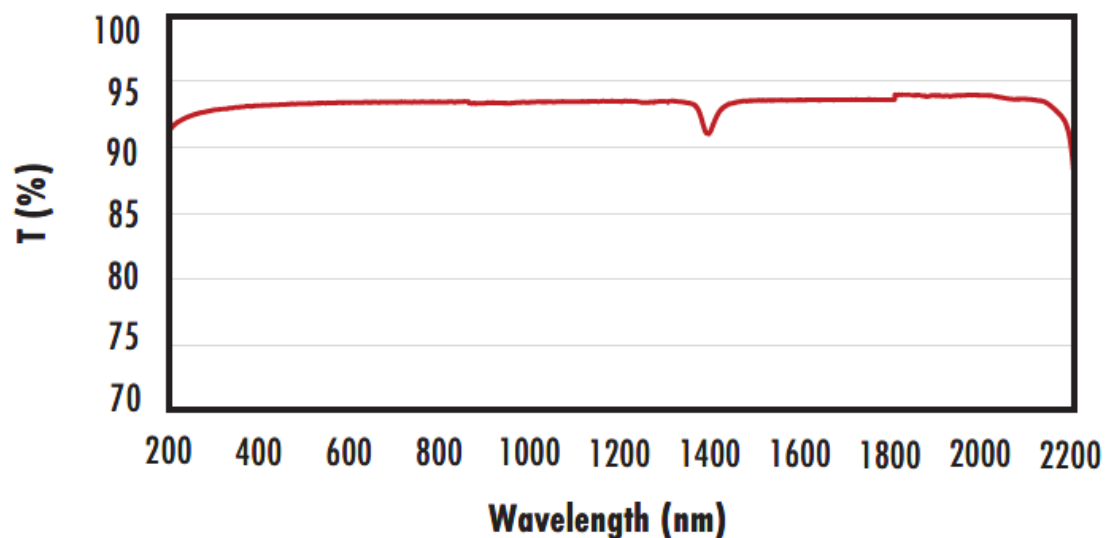
Les Fenêtres en Silice Fondue UV **λ/4** TECHSPEC[®] sont fabriquées avec une qualité de surface de 40-20 et des spécifications d'erreur du front d'onde transmis de **λ/4**, ce qui les rend idéales pour les applications d'imagerie. Dotées de substrats en silice fondue UV, ces fenêtres offrent une transmission élevée de l'ultraviolet (UV) au visible et à l'infrarouge proche (NIR). Des options de traitement antireflet à large bande (BBAR) sont disponibles pour minimiser les pertes par réflexion et augmenter la transmission. Les Fenêtres en Silice Fondue UV **λ/4** TECHSPEC sont utilisées dans les applications d'imagerie optique, dans les applications laser de faible à moyenne puissance et comme fenêtres de protection, en particulier dans les applications nécessitant la transmission de la lumière UV.

Informations techniques



FUSED SILICA

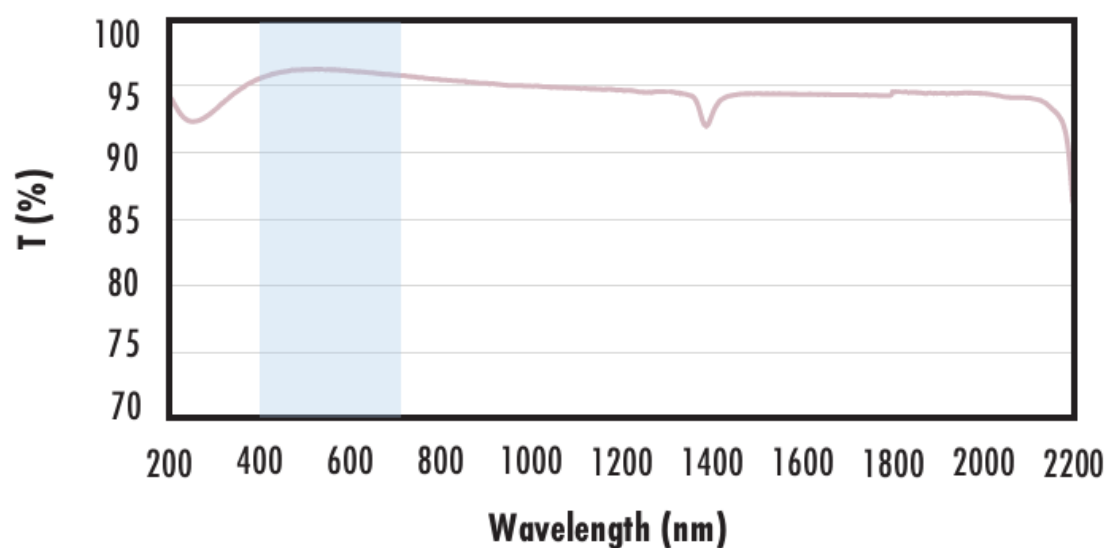
Uncoated Fused Silica Typical Transmission



Typical transmission of a 3mm thick, uncoated fused silica window across the UV - NIR spectra.

[Click Here to Download Data](#)

Fused Silica with MgF₂ Coating Typical Transmission



Typical transmission of a 3mm thick fused silica window with MgF₂ (400-700nm) coating at 0° AOI.

The blue shaded region indicates the coating design wavelength range, with the following specification:

$$R_{avg} \leq 1.75\% @ 400 - 700\text{nm (N-BK7)}$$

Data outside this range is not guaranteed and is for reference only.

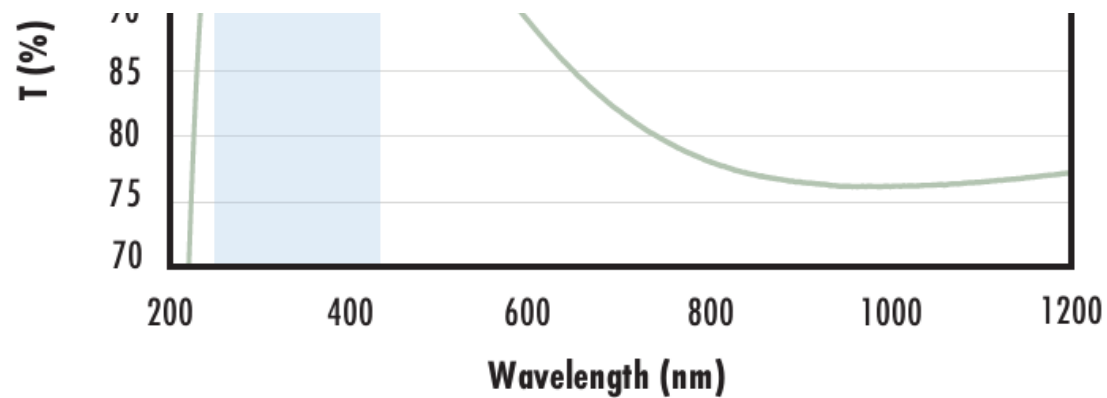
[Click Here to Download Data](#)

Fused Silica with UV-AR Coating Typical Transmission



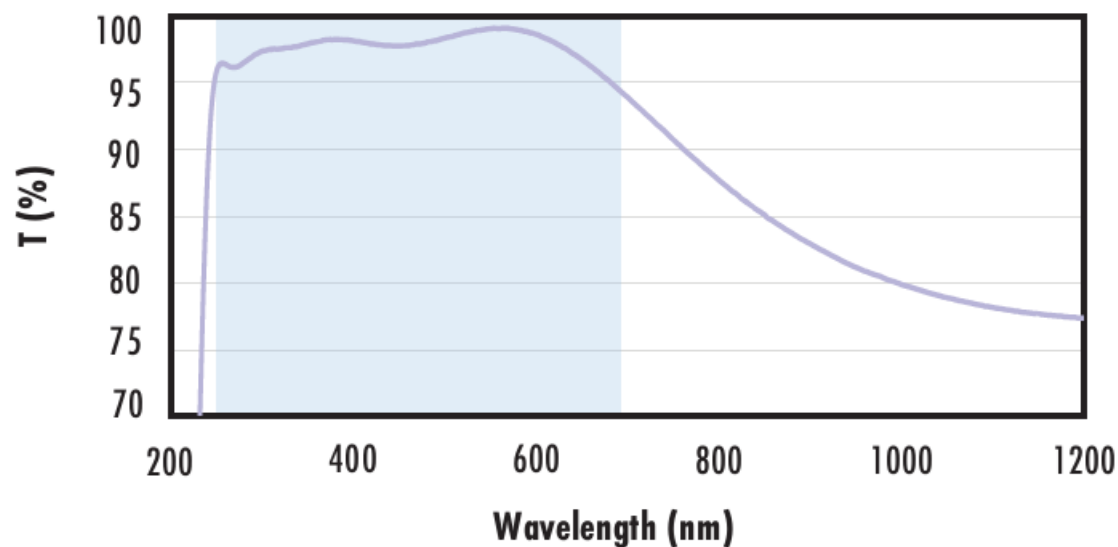
Typical transmission of a 3mm thick fused silica window with UV-AR (250-425nm) coating at 0° AOI.

The blue shaded region indicates the coating design wavelength range, with the following specification:



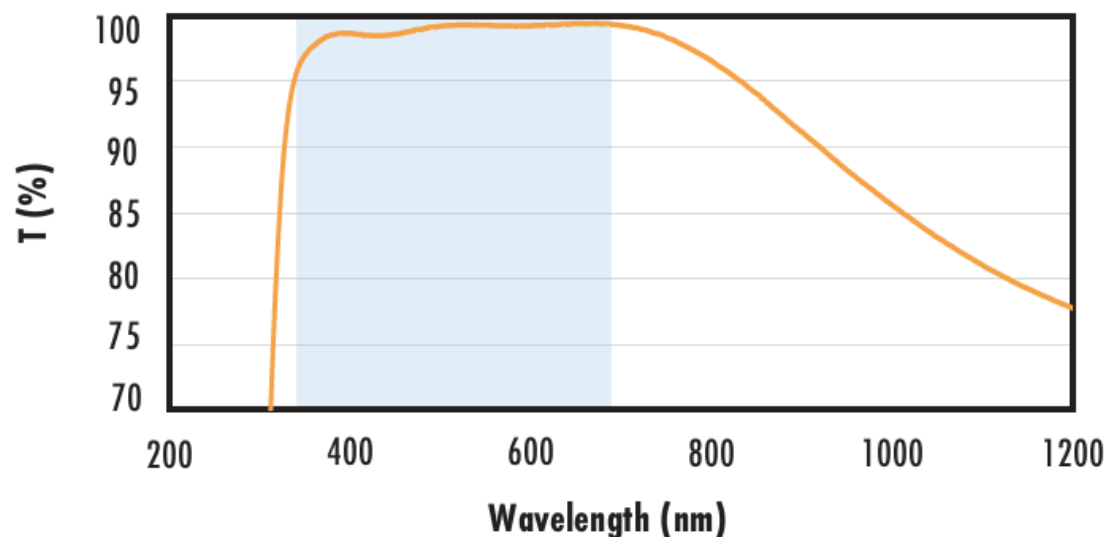
$R_{abs} \leq 1.0\%$ @ 250 - 425nm
 $R_{avg} \leq 0.75\%$ @ 250 - 425nm
 $R_{avg} \leq 0.5\%$ @ 370 - 420nm
 Data outside this range is not guaranteed and is for reference only.
[Click Here to Download Data](#)

Fused Silica with UV-VIS Coating Typical Transmission



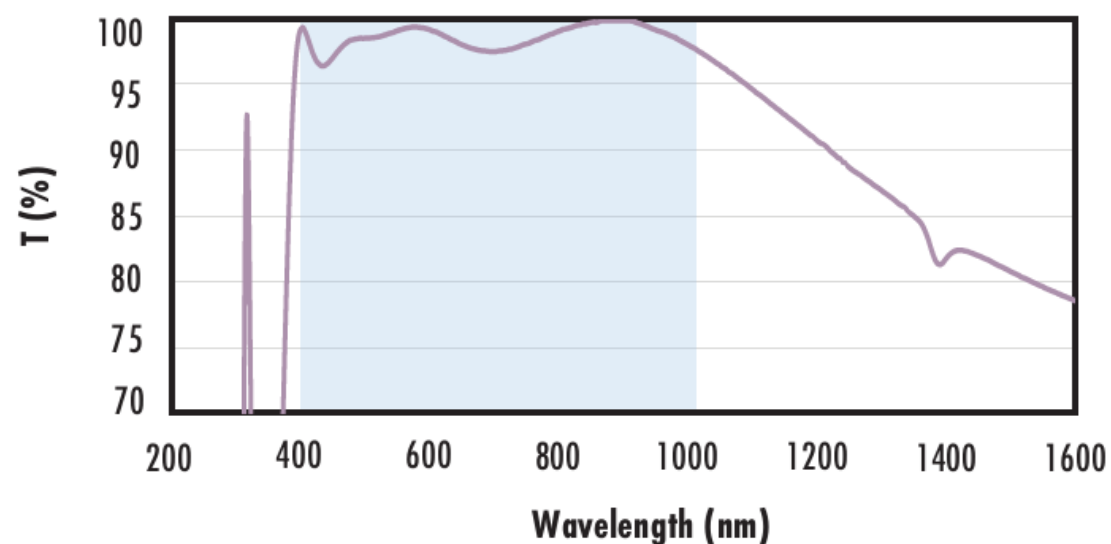
Typical transmission of a 3mm thick fused silica window with UV-VIS (250-700nm) coating at 0° AOI.
 The blue shaded region indicates the coating design wavelength range, with the following specification:
 $R_{abs} \leq 1.0\%$ @ 350 - 450nm
 $R_{avg} \leq 1.5\%$ @ 250 - 700nm
 Data outside this range is not guaranteed and is for reference only.
[Click Here to Download Data](#)

Fused Silica with VIS-EXT Coating Typical Transmission



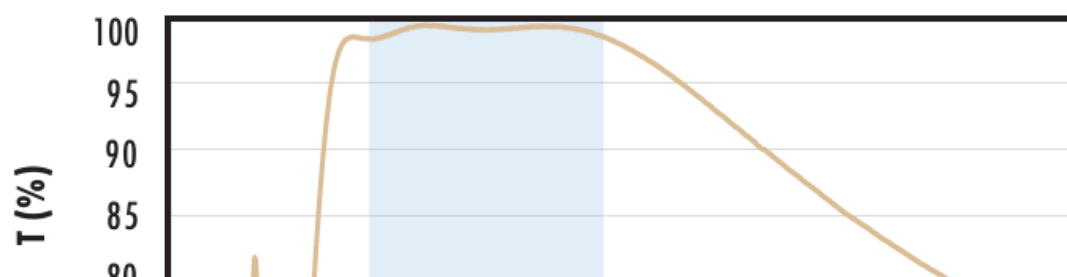
Typical transmission of a 3mm thick fused silica window with VIS-EXT (350-700nm) coating at 0° AOI.
 The blue shaded region indicates the coating design wavelength range, with the following specification:
 $R_{avg} \leq 0.5\%$ @ 350 - 700nm
 Data outside this range is not guaranteed and is for reference only.
[Click Here to Download Data](#)

Fused Silica with VIS-NIR Coating Typical Transmission

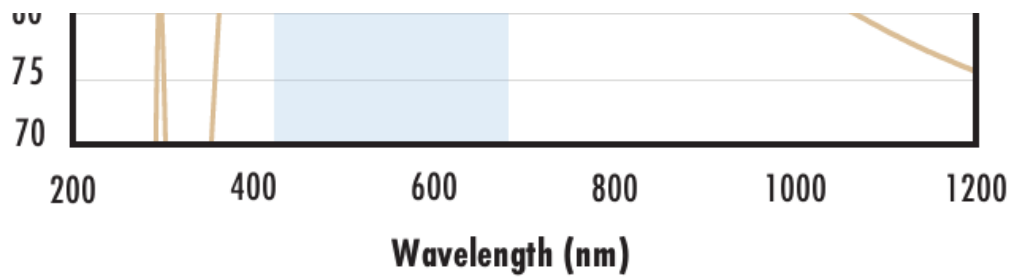


Typical transmission of a 3mm thick fused silica window with VIS-NIR (400-1000nm) coating at 0° AOI.
 The blue shaded region indicates the coating design wavelength range, with the following specification:
 $R_{abs} \leq 0.25\%$ @ 880nm
 $R_{avg} \leq 1.25\%$ @ 400 - 870nm
 $R_{avg} \leq 1.25\%$ @ 890 - 1000nm
 Data outside this range is not guaranteed and is for reference only.
[Click Here to Download Data](#)

Fused Silica with VIS 0° Coating Typical Transmission

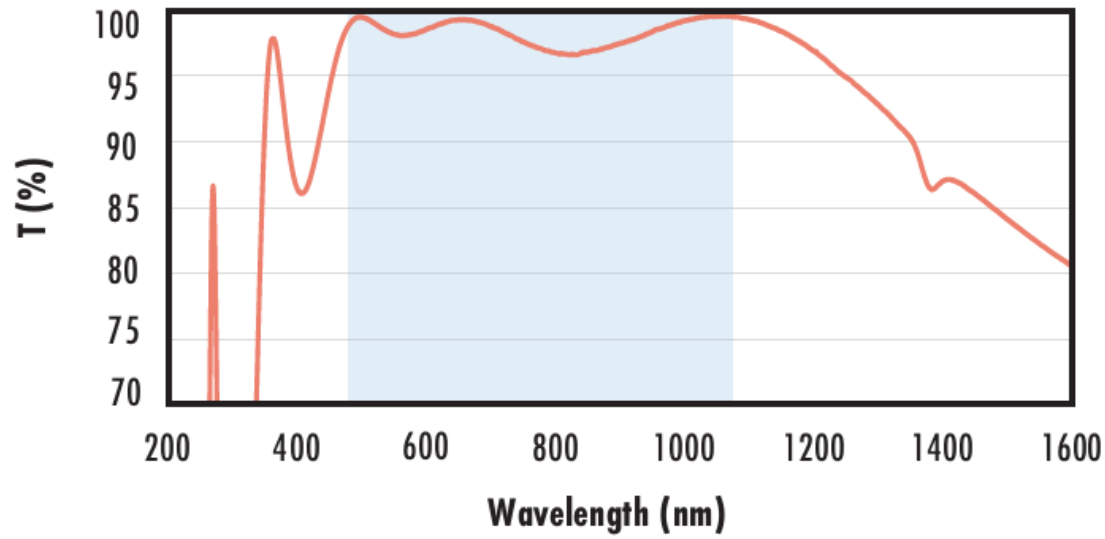


Typical transmission of a 3mm thick fused silica window with VIS 0° (425-675nm) coating at 0° AOI.
 The blue shaded region indicates the coating design wavelength range, with the following specification:
 $R_{avg} \leq 0.4\%$ @ 425 - 675nm
 Data outside this range is not guaranteed and is for reference only.



[Click Here to Download Data](#)

Fused Silica with YAG-BBAR Coating Typical Transmission



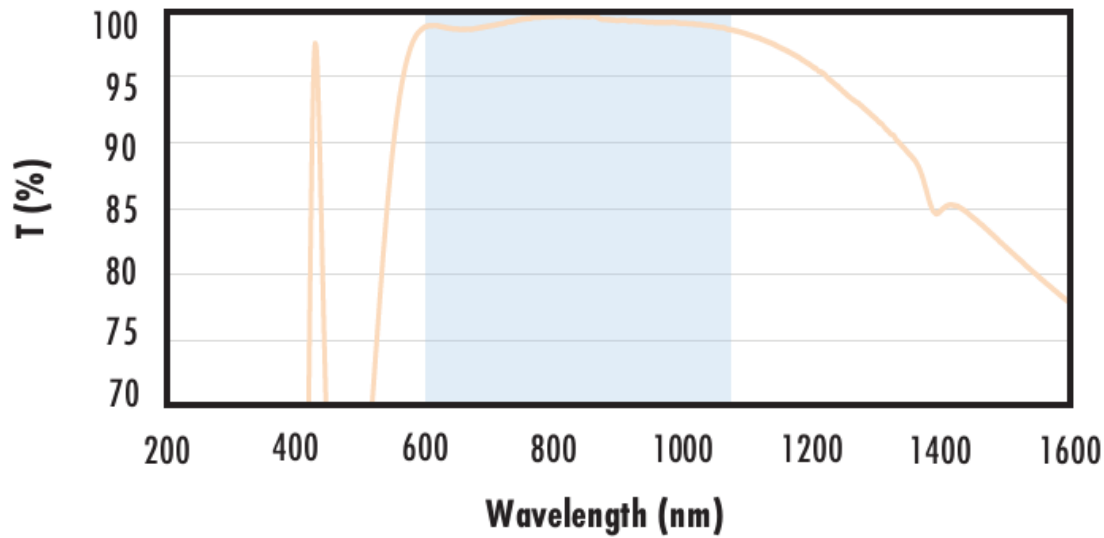
Typical transmission of a 3mm thick fused silica window with YAG-BBAR (500-1100nm) coating at 0° AOI.
The blue shaded region indicates the coating design wavelength range, with the following specification:

$R_{abs} \leq 0.25\%$ @ 532nm
 $R_{abs} \leq 0.25\%$ @ 1064nm
 $R_{avg} \leq 1.0\%$ @ 500 - 1100nm

Data outside this range is not guaranteed and is for reference only.

[Click Here to Download Data](#)

Fused Silica with NIR I Coating Typical Transmission



Typical transmission of a 3mm thick fused silica window with NIR I (600 - 1050nm) coating at 0° AOI.

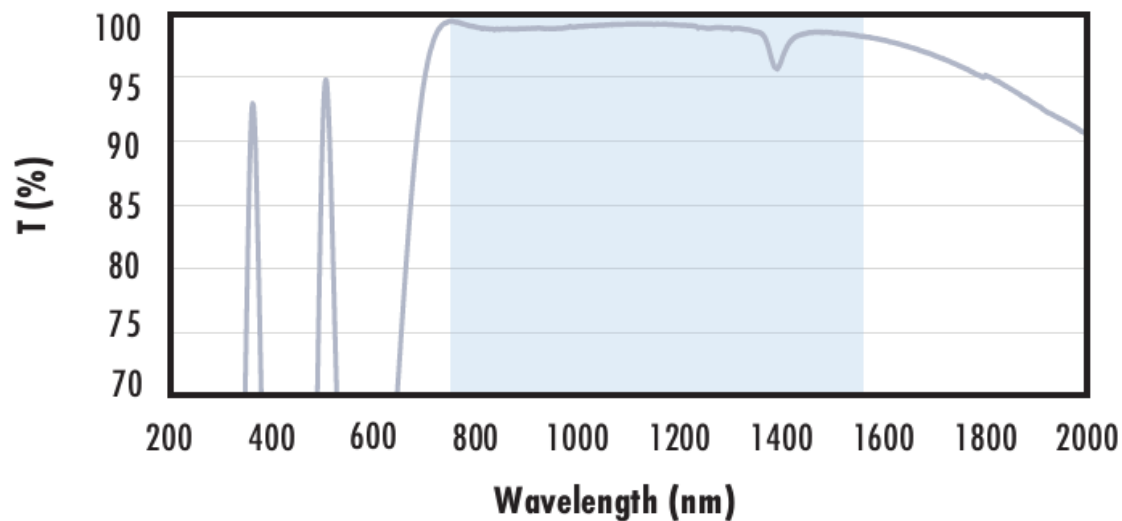
The blue shaded region indicates the coating design wavelength range, with the following specification:

$R_{avg} \leq 0.5\%$ @ 600 - 1050nm

Data outside this range is not guaranteed and is for reference only.

[Click Here to Download Data](#)

Fused Silica with NIR II Coating Typical Transmission



Typical transmission of a 3mm thick fused silica window with NIR II (750 - 1550nm) coating at 0° AOI.

The blue shaded region indicates the coating design wavelength range, with the following specification:

$R_{abs} \leq 1.5\%$ @ 750 - 800nm
 $R_{abs} \leq 1.0\%$ @ 800 - 1550nm
 $R_{avg} \leq 0.7\%$ @ 750 - 1550nm

Data outside this range is not guaranteed and is for reference only.

[Click Here to Download Data](#)

Montures compatibles