

[Afficher tous les 259 produits de la même famille.](#)

**TECHSPEC® Fenêtre en Silice Fondue  $\lambda/10$  traitée NIR II, 50 mm de dia., 5 mm d'épaisseur**



Stock #11-909 **1 In Stock**

- 1 + €317<sup>00</sup>

**AJOUTER AU PANIER**

| Prix sur Quantité |                                  |
|-------------------|----------------------------------|
| Qté 1-5           | €317,00 prix unitaire            |
| Qté 6-25          | €252,00 prix unitaire            |
| Qté 26-49         | €237,00 prix unitaire            |
| Need More?        | <a href="#">Demande de Devis</a> |

ⓘ Les prix sont indiqués hors TVA et droits applicables.

Espace téléchargement

**Caractéristiques du produit**

Protective Window **Type:**

Glass **Type of Window:**

**Propriétés physiques et mécaniques**

40.00 **Ouverture Utile CA (mm):**

|                      |   |
|----------------------|---|
| 50.00 +0.00/-0.20    | <b>Diamètre (mm):</b>                       |
| 5.00 ±0.10           | <b>Épaisseur (mm):</b>                      |
| +0.00/-0.20          | <b>Tolérance Dimensionnelle (mm):</b>       |
| Protective as needed | <b>Biseau:</b>                              |
| 80                   | <b>Ouverture Utile (%):</b>                 |
| Fine Ground          | <b>Bords:</b>                               |
| <5                   | <b>Parallélisme (arcsec):</b>               |
| 0.16                 | <b>Rapport de Poisson:</b>                  |
| 73                   | <b>Module d'Élasticité de Young (GPa):</b>  |
| 522.00               | <b>Dureté de Knoop (kg/mm<sup>2</sup>):</b> |

## Propriétés optiques

|   |  |
|---|--|
| NIR II (750-1550nm)   | <b>Traitement:</b>   |
| <b>Fused Silica</b> (Corning 7980)  | <b>Substrat:</b> <input type="checkbox"/>                    |
| 1.458   | <b>Indice de Réfraction (n<sub>d</sub>):</b>                 |
| 20-10   | <b>Qualité de Surface:</b>                                   |
| M10   | <b>Front d'Onde Transmis, P-V:</b>                           |
| 67.8  | <b>Nombre d'Abbe (v<sub>d</sub>):</b>                        |
| <b>Spécification du Traitement:</b><br>R <sub>abs</sub> ≤1.5% @ 750 - 800nm<br>R <sub>abs</sub> ≤1.0% @ 800 - 1550nm<br>R <sub>avg</sub> ≤0.7% @ 750 - 1550nm |  |
| 750 - 1550  | <b>Gamme de Longueur d'Onde (nm):</b>                        |
| 8 J/cm <sup>2</sup> @ 1064nm, 10ns  | <b>Damage Threshold, By Design:</b> <input type="checkbox"/> |

## Propriétés des matériaux

|   |  |
|---|--|
| 2.20  | <b>Densité (g/cm<sup>3</sup>):</b>                                 |
| 0.52 (+5 to +35°C)<br>0.57 (0 to +200°C)<br>0.48 (-100 to +200°C) | <b>Coefficient d'Expansion Thermique CTE (10<sup>-6</sup>/°C):</b> |
| 7980 0G   | <b>Fused Silica Grade:</b>   |

## Conformité réglementaire

|                  |                                    |
|------------------|------------------------------------|
| <b>Conforme</b>  | <b>RoHS 2015:</b>                  |
| <b>Visionner</b> | <b>Certificate of Conformance:</b> |
| <b>Conforme</b>  | <b>Reach 235:</b>                  |

## Besoin de spécifications différentes ou de modifications ?

Edmund Optics propose des services complets de fabrication personnalisée de composants optiques et d'imagerie adaptés aux exigences de vos applications spécifiques. Qu'il s'agisse de la phase de prototypage ou de la préparation d'une production à grande échelle, nous proposons des solutions flexibles pour répondre à vos besoins. Nos ingénieurs expérimentés sont là pour vous aider, de la conception à la réalisation.

Nos capacités comprennent :

- Dimensions, matériaux, traitements, etc. personnalisés
- Qualité de surface et planéité de surface de haute précision
- Tolérances serrées et géométries complexes
- Production évolutive – du prototype à la série

En savoir plus sur nos [capacités de fabrication sur mesure](#) ou soumettre une demande [ici](#).

## Description produit

- Versions traitées antireflets UV-VIS et UV disponibles
- Distorsion du front d'onde transmis  $\lambda/10$
- Dimensions allant de 5 à 150 mm de diamètre
- Fenêtres en Silice Fondue 1 $\lambda$  ou  $\lambda/4$  également disponibles

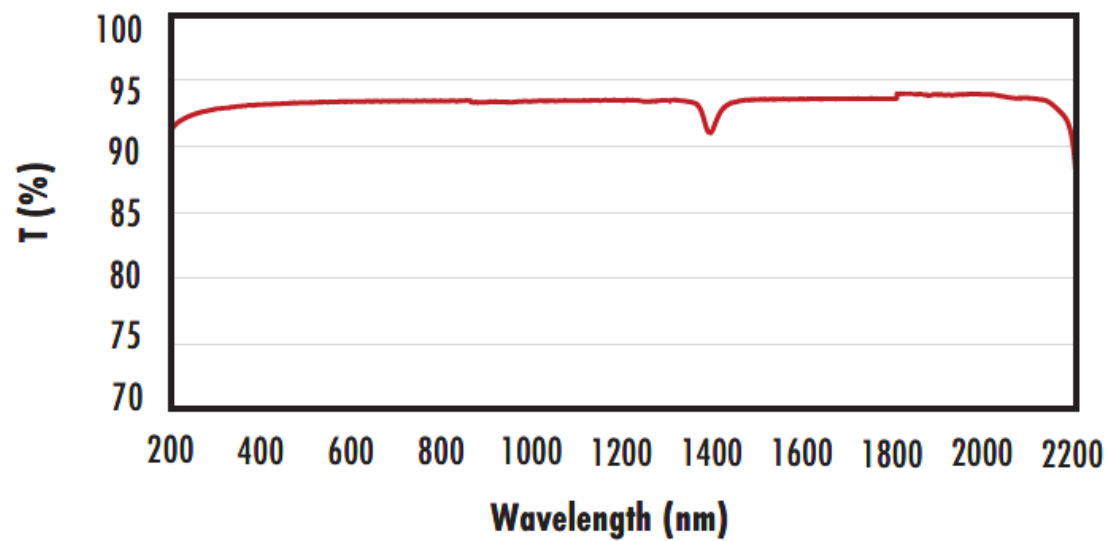
Nos Fenêtres  $\lambda/10$  en Silice Fondue UV TECHSPEC® se caractérisent par un parallélisme et une qualité de surface indice laser. Par ailleurs, ces fenêtres limiteront la distorsion du front d'onde transmis à  $\lambda/10$ . Les caractéristiques de transmission supérieures, les excellentes propriétés thermiques et les spécifications de fabrication haute tolérance font de ces fenêtres un excellent choix pour les applications plus exigeantes. Les Fenêtres  $\lambda/10$  en Silice Fondue UV TECHSPEC sont disponibles dans des tailles allant de 5 à 150 mm de diamètre. Ces fenêtres sont offertes sans traitement ou avec des traitements anti-reflets optimisés pour le spectre UV ou visible.

## Informations techniques



### FUSED SILICA

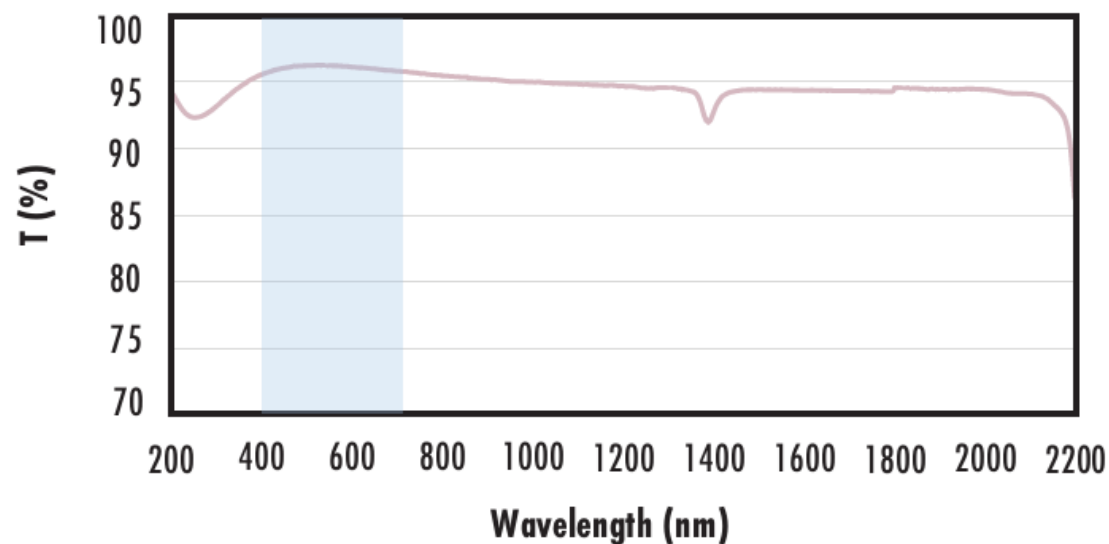
#### Uncoated Fused Silica Typical Transmission



Typical transmission of a 3mm thick, uncoated fused silica window across the UV - NIR spectra.

[Click Here to Download Data](#)

#### Fused Silica with MgF<sub>2</sub> Coating Typical Transmission



Typical transmission of a 3mm thick fused silica window with MgF<sub>2</sub> (400-700nm) coating at 0° AOI.

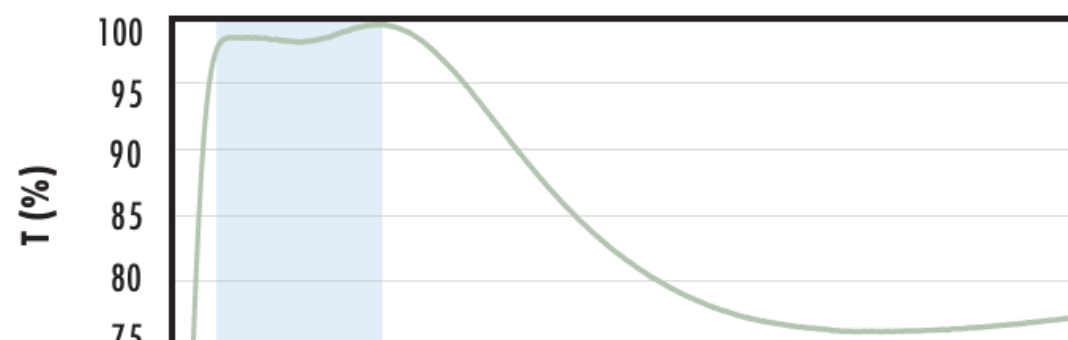
The blue shaded region indicates the coating design wavelength range, with the following specification:

$$R_{avg} \leq 1.75\% \text{ @ } 400 - 700\text{nm (N-BK7)}$$

Data outside this range is not guaranteed and is for reference only.

[Click Here to Download Data](#)

#### Fused Silica with UV-AR Coating Typical Transmission



Typical transmission of a 3mm thick fused silica window with UV-AR (250-425nm) coating at 0° AOI.

The blue shaded region indicates the coating design wavelength range, with the following specification:

$$R_{abs} \leq 1.0\% \text{ @ } 250 - 425\text{nm}$$

$$R_{avg} \leq 0.75\% \text{ @ } 250 - 425\text{nm}$$

$$R_{avg} \leq 0.5\% \text{ @ } 370 - 420\text{nm}$$

Data outside this range is not guaranteed and is for reference only.



[Click Here to Download Data](#)

### Fused Silica with UV-VIS Coating Typical Transmission



Typical transmission of a 3mm thick fused silica window with UV-VIS (250-700nm) coating at 0° AOI.

The blue shaded region indicates the coating design wavelength range, with the following specification:

$$R_{abs} \leq 1.0\% @ 350 - 450nm$$

$$R_{avg} \leq 1.5\% @ 250 - 700nm$$

Data outside this range is not guaranteed and is for reference only.

[Click Here to Download Data](#)

### Fused Silica with VIS-EXT Coating Typical Transmission



Typical transmission of a 3mm thick fused silica window with VIS-EXT (350-700nm) coating at 0° AOI.

The blue shaded region indicates the coating design wavelength range, with the following specification:

$$R_{avg} \leq 0.5\% @ 350 - 700nm$$

Data outside this range is not guaranteed and is for reference only.

[Click Here to Download Data](#)

### Fused Silica with VIS-NIR Coating Typical Transmission



Typical transmission of a 3mm thick fused silica window with VIS-NIR (400-1000nm) coating at 0° AOI.

The blue shaded region indicates the coating design wavelength range, with the following specification:

$$R_{abs} \leq 0.25\% @ 880nm$$

$$R_{avg} \leq 1.25\% @ 400 - 870nm$$

$$R_{avg} \leq 1.25\% @ 890 - 1000nm$$

Data outside this range is not guaranteed and is for reference only.

[Click Here to Download Data](#)

### Fused Silica with VIS 0° Coating Typical Transmission



Typical transmission of a 3mm thick fused silica window with VIS 0° (425-675nm) coating at 0° AOI.

The blue shaded region indicates the coating design wavelength range, with the following specification:

$$R_{avg} \leq 0.4\% @ 425 - 675nm$$

Data outside this range is not guaranteed and is for reference only.

[Click Here to Download Data](#)

|  |   |
|--|---|
| <p style="text-align: center;"><b>Wavelength (nm)</b></p> <p style="text-align: center;"><b>Fused Silica with YAG-BBAR Coating<br/>Typical Transmission</b></p>  <p style="text-align: center;"><b>Wavelength (nm)</b></p> | <p>Typical transmission of a 3mm thick fused silica window with YAG-BBAR (500-1100nm) coating at 0° AOI.</p> <p>The blue shaded region indicates the coating design wavelength range, with the following specification:</p> <p style="text-align: center;"><math>R_{abs} \leq 0.25\% @ 532nm</math><br/> <math>R_{abs} \leq 0.25\% @ 1064nm</math><br/> <math>R_{avg} \leq 1.0\% @ 500 - 1100nm</math></p> <p>Data outside this range is not guaranteed and is for reference only.</p> <p style="text-align: center;"><a href="#">Click Here to Download Data</a></p>           |
| <p style="text-align: center;"><b>Wavelength (nm)</b></p> <p style="text-align: center;"><b>Fused Silica with NIR I Coating<br/>Typical Transmission</b></p>  <p style="text-align: center;"><b>Wavelength (nm)</b></p>   | <p>Typical transmission of a 3mm thick fused silica window with NIR I (600 - 1050nm) coating at 0° AOI.</p> <p>The blue shaded region indicates the coating design wavelength range, with the following specification:</p> <p style="text-align: center;"><math>R_{avg} \leq 0.5\% @ 600 - 1050nm</math></p> <p>Data outside this range is not guaranteed and is for reference only.</p> <p style="text-align: center;"><a href="#">Click Here to Download Data</a></p>   |
| <p style="text-align: center;"><b>Wavelength (nm)</b></p> <p style="text-align: center;"><b>Fused Silica with NIR II Coating<br/>Typical Transmission</b></p>  <p style="text-align: center;"><b>Wavelength (nm)</b></p> | <p>Typical transmission of a 3mm thick fused silica window with NIR II (750 - 1550nm) coating at 0° AOI.</p> <p>The blue shaded region indicates the coating design wavelength range, with the following specification:</p> <p style="text-align: center;"><math>R_{abs} \leq 1.5\% @ 750 - 800nm</math><br/> <math>R_{abs} \leq 1.0\% @ 800 - 1550nm</math><br/> <math>R_{avg} \leq 0.7\% @ 750 - 1550nm</math></p> <p>Data outside this range is not guaranteed and is for reference only.</p> <p style="text-align: center;"><a href="#">Click Here to Download Data</a></p> |

**Montures compatibles**