TECHSPEC® Fenêtre 1λ en Silice Fondue Traitée NIR II, 50,8 mm de dia., 3 mm d'épaisseur



TECHSPEC® 1λ UV Fused Silica Windows

Stock **#25-304** CONTACT

- 1 + **€172**.00

AJOUTER AU PANIER

Prix sur Quantité	
Qté 1-5	**€172,00** prix unitaire
Qté 6-25	**€137,00** prix unitaire
Qté 26-49	**€129,00** prix unitaire
Need More?	Demande de Devis

Les prix sont indiqués hors TVA et droits applicables.

Espace téléchargement

Caractéristiques du produit

Type:
Protective Window

Propriétés physiques et mécaniques

Ouverture Utile CA (mm):
45.72

Diamètre (mm):

50.80 +0.00/-0.20

Épaisseur (mm):
3.00 ±0.38

Parallélisme (arcmin):
<5

Biseau:
Protective as needed

Ouverture Utile (%):
90

Bords:
Fine Ground

Rapport de Poisson:
0.16

Module d'Élasticité de Young (GPa):
73

Dureté de Knoop (kg/mm^2):
522.00

Propriétés optiques

Traitement:
NIR II (750-1550nm)

Substrat:
Fused Silica (Corning 7980)

Indice de Réfraction (n_d):
1.458

Qualité de Surface:
60-40

Front d'Onde Transmis, P-V:
1λ

Nombre d'Abbe (v_d):
67.8

Spécification du Traitement:
R_{abs} ≤1.5% @ 750 - 800nm
R_{abs} ≤1.0% @ 800 - 1550nm
R_{avg} ≤0.7% @ 750 - 1550nm

Gamme de Longeur d'Onde (nm):
750 - 1550

Damage Threshold, By Design:
8 J/cm^2 @ 1064nm, 10ns

Propriétés des matériaux

Densité (g/cm^3):
2.20

Coéfficient d'Expansion Thermique CTE (10^{-6}/°C):
0.52 (+5 to +35°C)
0.57 (0 to +200°C)
0.48 (-100 to +200°C)

Conformité réglementaire

RoHS 2015:
Conforme

Certificate of Conformance:
Visionner

Reach 235:
Conforme

Besoin de spécifications différentes ou de modifications ?

Edmund Optics propose des services complets de fabrication personnalisée de composants optiques et d'imagerie adaptés aux exigences de vos applications spécifiques. Qu'il s'agisse de la phase de prototypage ou de la préparation d'une production à grande échelle, nous proposons des solutions flexibles pour répondre à vos besoins. Nos ingénieurs expérimentés sont là pour vous aider, de la conception à la réalisation.

Nos capacités comprennent :

- Dimensions, matériaux, traitements, etc. personnalisés
- Qualité de surface et planéité de surface de haute précision
- Tolérances serrées et géométries complexes
- Production évolutive – du prototype à la série

En savoir plus sur nos capacités de fabrication sur mesure ou soumettre une demande ici.

Description produit

- Disponibles avec ou sans traitement antireflets à large bande
- Idéales pour applications à large bande
- Tailles de 5 mm de diamètre à carrés de 50 mm disponibles
- Fenêtres en Silice Fondue UV λ/4 ou λ/10 aussi disponibles

Les Fenêtres 1λ en Silice Fondue UV TECHSPEC® sont fabriquées avec précision en utilisant de la silice fondue synthétique. En plus d'une forte transmission, la silice fondue synthétique de ces fenêtres optiques fournit des propriétés thermiques plus élevées, une pureté exceptionnelle et une excellente durabilité environnementale pour toutes applications exigeantes. Les fenêtres sont idéales pour les applications à large bande sensibles aux coûts et

sont disponibles sans traitement ou avec des traitements antireflets à large bande. Les Fenêtres 1λ en Silice Fondue UV TECHSPEC® ont des tailles allant de 5 mm à 100 mm de diamètre. Des fenêtres λ/4 ou λ/10 UV en silice fondue sont également disponibles.

Remarque : Les nouveaux ajouts à cette famille de produits peuvent être précisés avec une spécification de distorsion du front d'onde transmis (TWD) au lieu d'une planéité de surface. Pour plus d'informations sur la différence entre ces deux spécifications, consultez notre note d'application **Comprendre les fenêtres optiques**.

Informations techniques

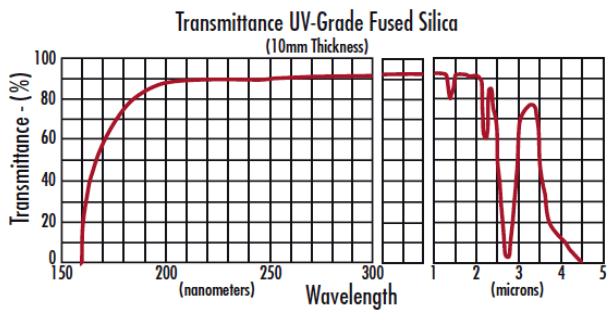

UV FS Transmission Curve

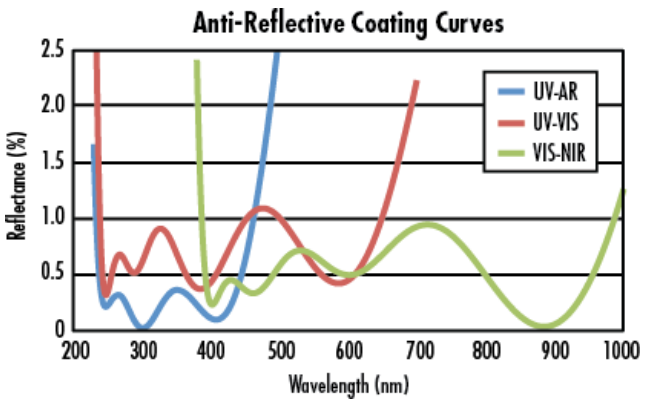

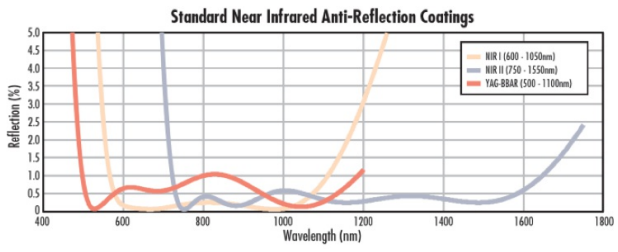

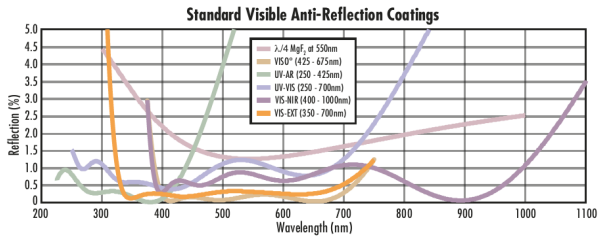

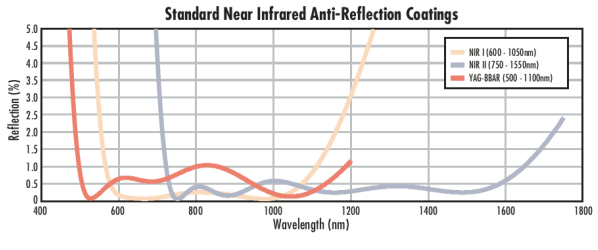

FUSED SILICA

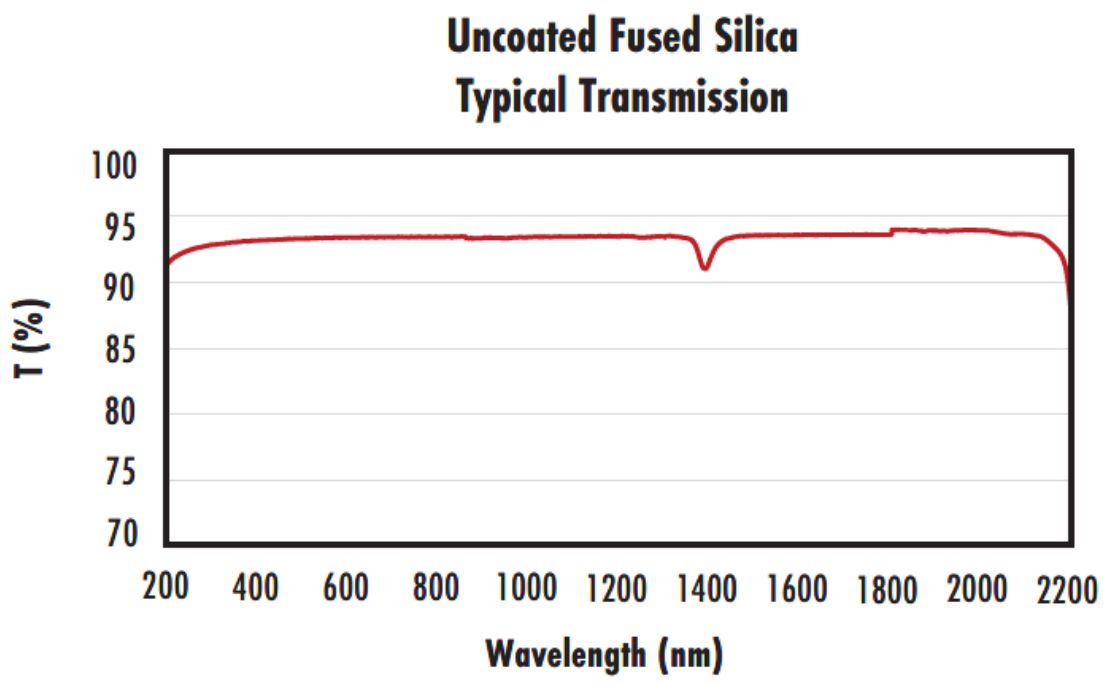

Typical transmission of a 3mm thick, uncoated fused silica window across the UV - NIR spectra.

Click Here to Download Data

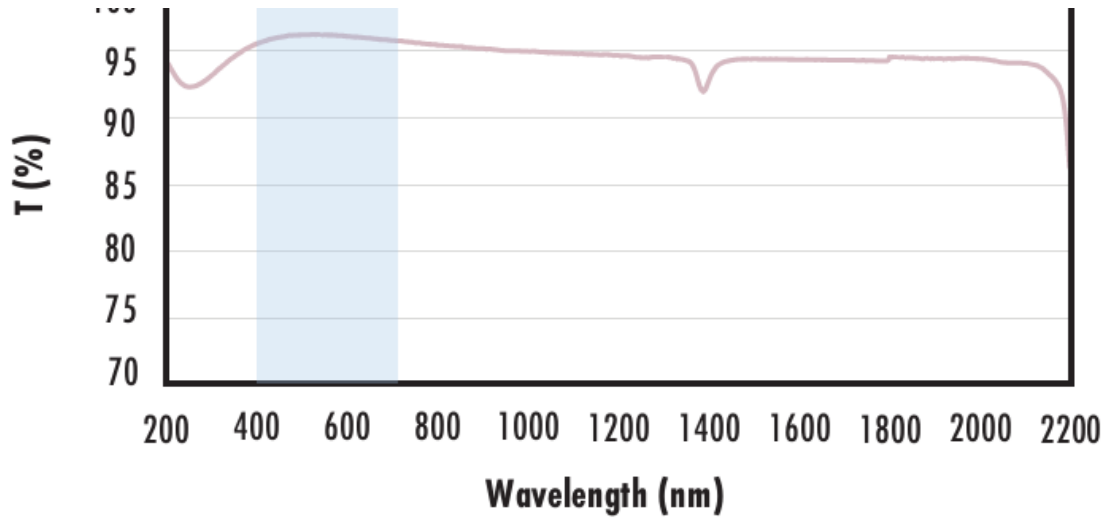

Typical transmission of a 3mm thick fused silica window with MgF2 (400-700nm) coating at 0° AOI.

The blue shaded region indicates the coating design wavelengh range, with the following specification:

$R_{avg} \leq 1.75\%$ @ 400 - 700nm (N-BK7)

Data outside this range is not guaranteed and is for reference only.

Click Here to Download Data

Fused Silica with UV-AR Coating Typical Transmission

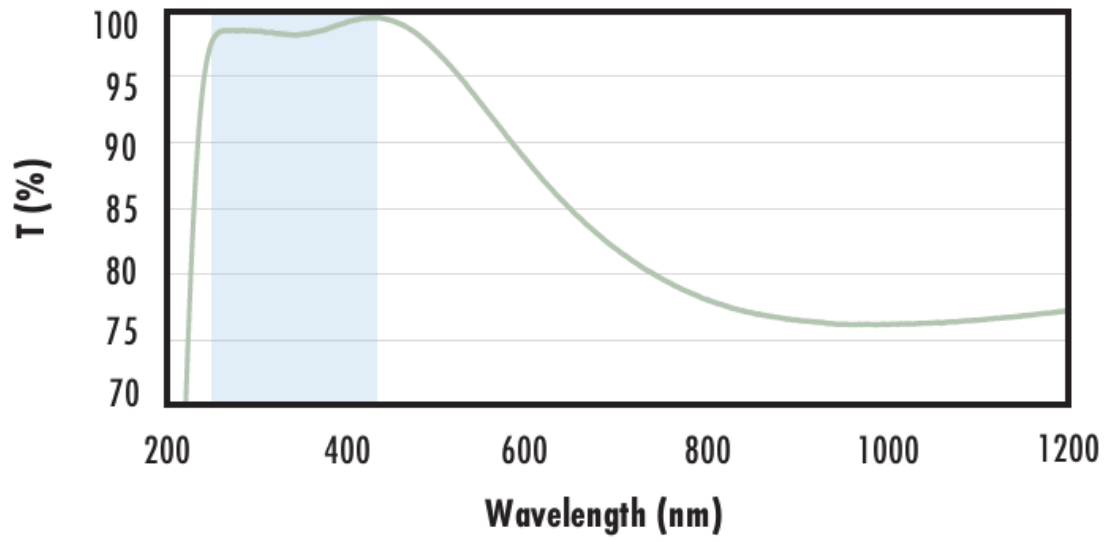

Typical transmission of a 3mm thick fused silica window with UV-AR (250-425nm) coating at 0° AOI.

The blue shaded region indicates the coating design wavelengh range, with the following specification:

$R_{abs} \leq 1.0\%$ @ 250 - 425nm
$R_{avg} \leq 0.75\%$ @ 250 - 425nm
$R_{avg} \leq 0.5\%$ @ 370 - 420nm

Data outside this range is not guaranteed and is for reference only.

Click Here to Download Data

Fused Silica with UV-VIS Coating Typical Transmission

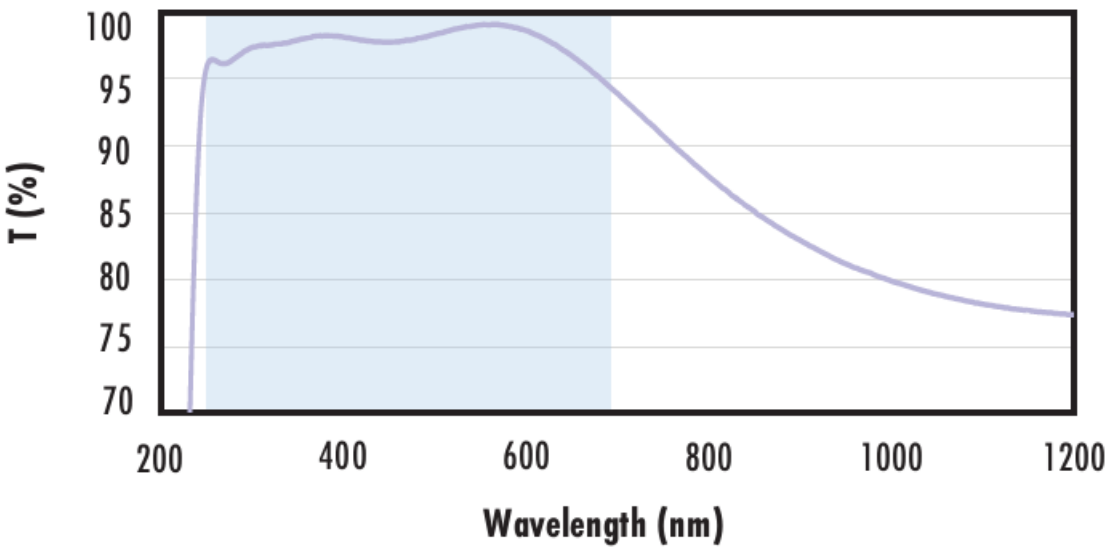

Typical transmission of a 3mm thick fused silica window with UV-VIS (250-700nm) coating at 0° AOI.

The blue shaded region indicates the coating design wavelengh range, with the following specification:

$R_{abs} \leq 1.0\%$ @ 350 - 450nm
$R_{avg} \leq 1.5\%$ @ 250 - 700nm

Data outside this range is not guaranteed and is for reference only.

Click Here to Download Data

Fused Silica with VIS-EXT Coating Typical Transmission

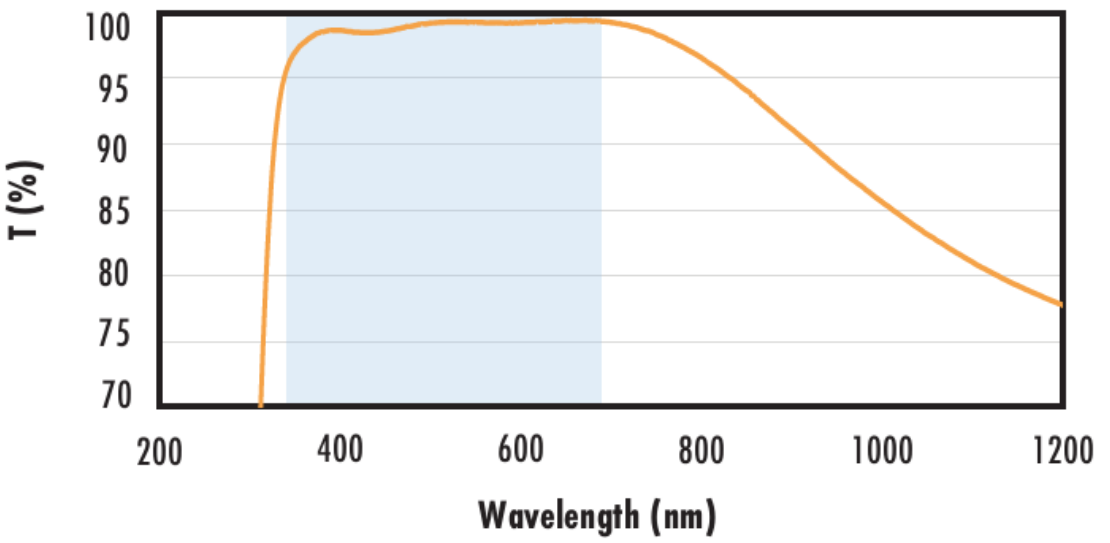

Typical transmission of a 3mm thick fused silica window with VIS-EXT (350-700nm) coating at 0° AOI.

The blue shaded region indicates the coating design wavelengh range, with the following specification:

$R_{avg} \leq 0.5\%$ @ 350 - 700nm

Data outside this range is not guaranteed and is for reference only.

Click Here to Download Data

Fused Silica with VIS-NIR Coating Typical Transmission

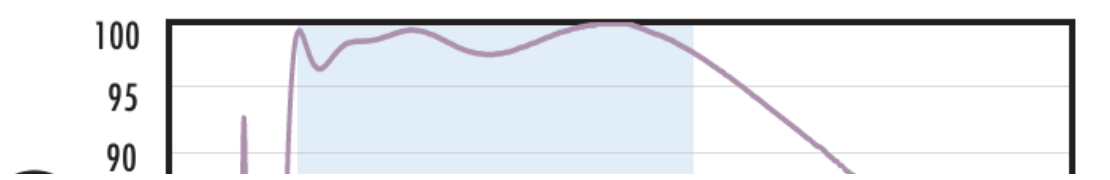

Typical transmission of a 3mm thick fused silica window with VIS-NIR (400-1000nm) coating at 0° AOI.

The blue shaded region indicates the coating design wavelengh range, with the following specification:

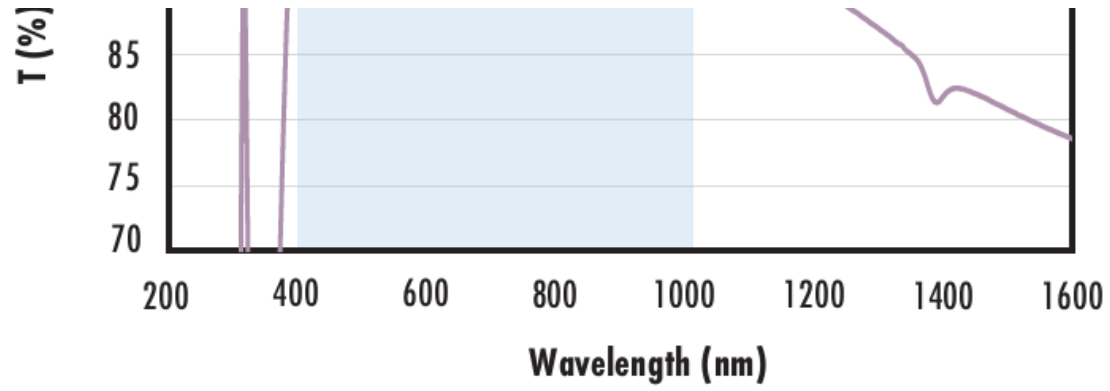

$R_{abs} \leq 0.25\%$ @ 880nm
$R_{avg} \leq 1.25\%$ @ 400 - 870nm
$R_{avg} \leq 1.25\%$ @ 890 - 1000nm

Data outside this range is not guaranteed and is for reference only.

Click Here to Download Data

Fused Silica with VIS 0° Coating Typical Transmission

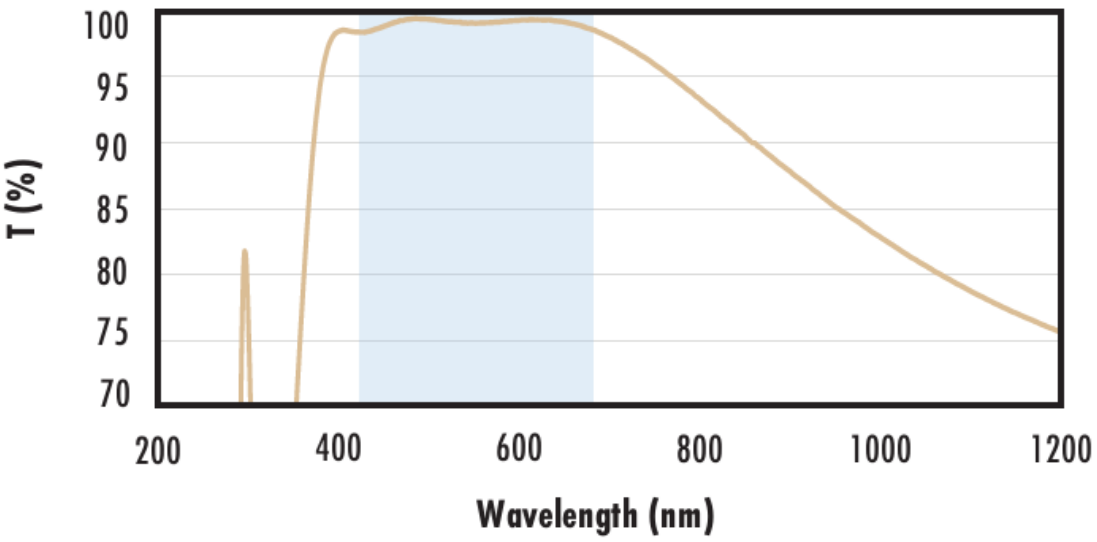

Typical transmission of a 3mm thick fused silica window with VIS 0° (425-675nm) coating at 0° AOI.

The blue shaded region indicates the coating design wavelengh range, with the following specification:

$R_{avg} \leq 0.4\%$ @ 425 - 675nm

Data outside this range is not guaranteed and is for reference only.

Click Here to Download Data

Fused Silica with YAG-BBAR Coating Typical Transmission

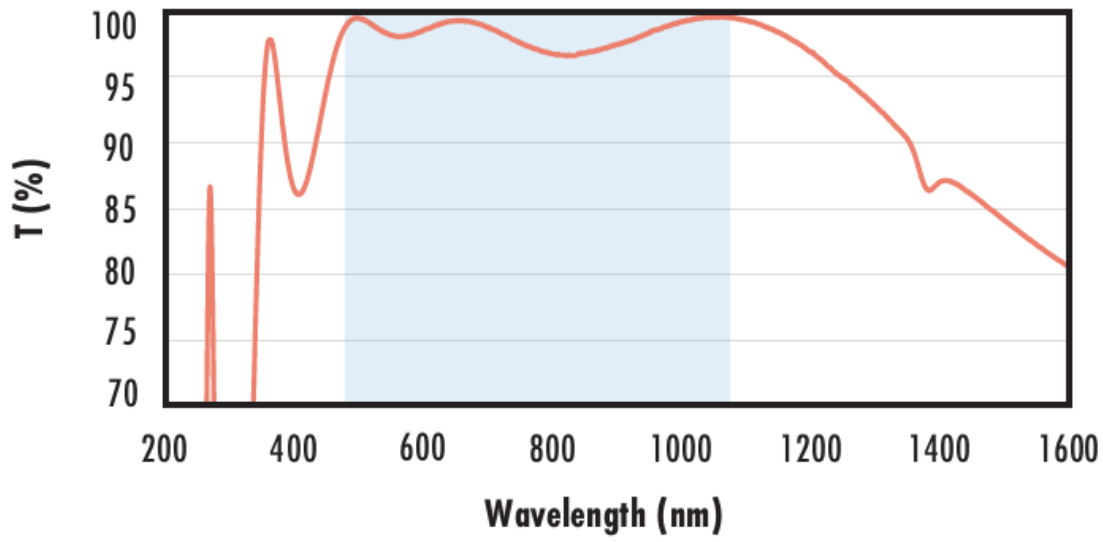

Typical transmission of a 3mm thick fused silica window with YAG-BBAR (500-1100nm) coating at 0° AOI.

The blue shaded region indicates the coating design wavelengh range, with the following specification:

$R_{abs} \leq 0.25\%$ @ 532nm
$R_{abs} \leq 0.25\%$ @ 1064nm
$R_{avg} \leq 1.0\%$ @ 500 - 1100nm

Data outside this range is not guaranteed and is for reference only.

Click Here to Download Data

Fused Silica with NIR I Coating Typical Transmission

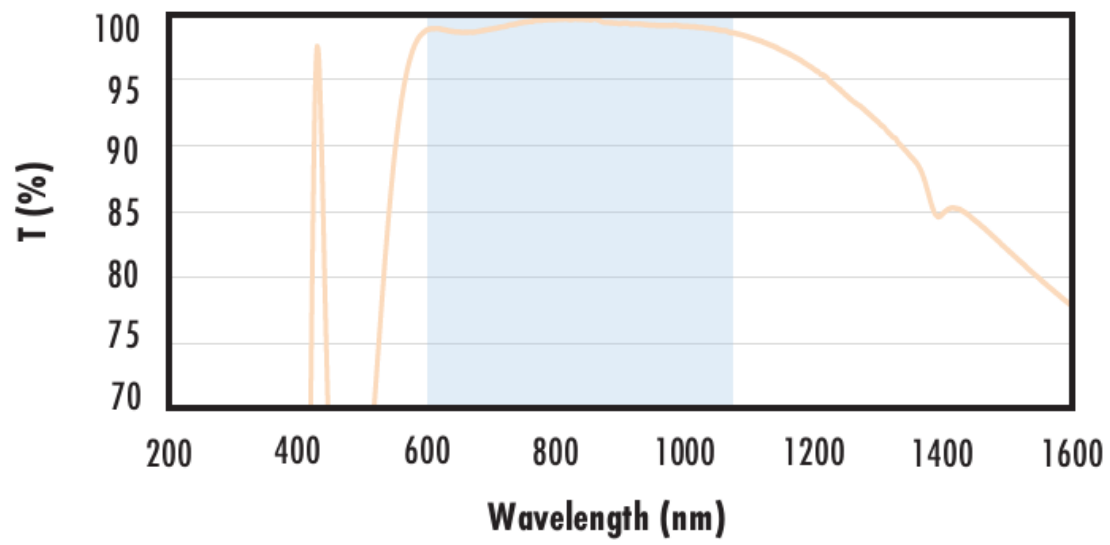

Typical transmission of a 3mm thick fused silica window with NIR I (600 - 1050nm) coating at 0° AOI.

The blue shaded region indicates the coating design wavelengh range, with the following specification:

$R_{avg} \leq 0.5\%$ @ 600 - 1050nm

Data outside this range is not guaranteed and is for reference only.

Click Here to Download Data

Fused Silica with NIR II Coating Typical Transmission

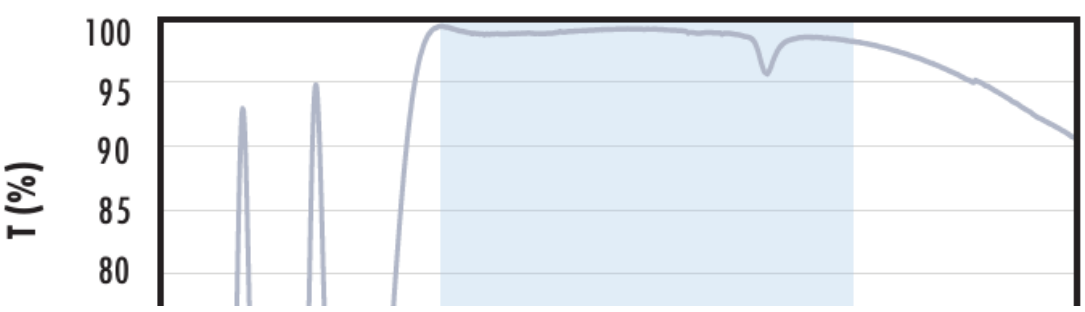

Typical transmission of a 3mm thick fused silica window with NIR II (750 - 1550nm) coating at 0° AOI.

The blue shaded region indicates the coating design wavelengh range, with the following specification:

$R_{abs} \leq 1.5\%$ @ 750 - 800nm
$R_{abs} \leq 1.0\%$ @ 800 - 1550nm
$R_{avg} \leq 0.7\%$ @ 750 - 1550nm

Data outside this range is not guaranteed and is for

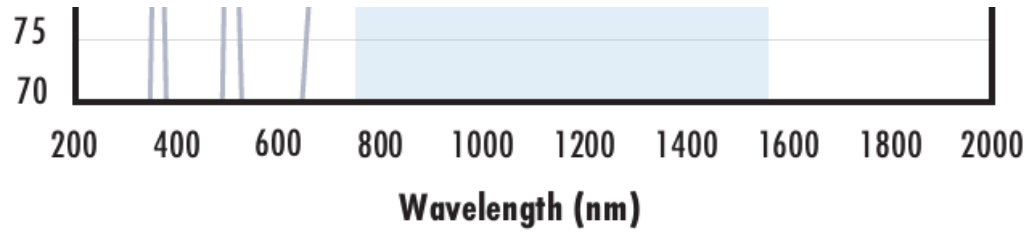

reference only.

Click Here to Download Data

;