


**TECHSPEC® Fenêtre Ultra-Mince en Silice Fondue, Traitée UV-VIS, 25 mm de dia.**



Stock #24-237 **2 In Stock**

⊖ 1 ⊕ €220<sup>00</sup>

**AJOUTER AU PANIER**

Prix sur Quantité	
Qté 1-5	€220,00 prix unitaire
Qté 6-25	€176,00 prix unitaire
Qté 26-49	€165,00 prix unitaire
Need More?	<a href="#">Demande de Devis</a>

ⓘ Les prix sont indiqués hors TVA et droits applicables.

Espace téléchargement

**Caractéristiques du produit**

Protective Window **Type:**  
Glass **Type of Window:**

**Propriétés physiques et mécaniques**

21.25 **Ouverture Utile CA (mm):**

25.00 +0.00/-0.10	<b>Diamètre (mm):</b>
0.20 ±0.025	<b>Épaisseur (mm):</b>
Protective as needed	<b>Biseau:</b>
Fine Ground	<b>Bords:</b>
<1	<b>Parallélisme (arcsec):</b>
0.16	<b>Rapport de Poisson:</b>
73	<b>Module d'Élasticité de Young (GPa):</b>
522.00	<b>Dureté de Knoop (kg/mm<sup>2</sup>):</b>

## Propriétés optiques

UV-VIS (250-700nm)	<b>Traitement:</b>
<b>Fused Silica</b> (Corning 7980)	<b>Substrat:</b> <input type="checkbox"/>
1.458	<b>Indice de Réfraction (n<sub>d</sub>):</b>
60-40	<b>Qualité de Surface:</b>
λ/2	<b>Front d'Onde Transmis, P-V:</b>
64.17	<b>Nombre d'Abbe (v<sub>d</sub>):</b>
R <sub>avg</sub> <2.5% @ 250 - 700nm	<b>Spécification du Traitement:</b>
250 - 700	<b>Gamme de Longueur d'Onde (nm):</b>
3 J/cm <sup>2</sup> @ 355nm, 10ns 5 J/cm <sup>2</sup> @ 532nm, 10ns	<b>Damage Threshold, Reference:</b> <input type="checkbox"/>

## Propriétés des matériaux

2.20	<b>Densité (g/cm<sup>3</sup>):</b>
0.52 (+5 to +35°C) 0.57 (0 to +200°C) 0.48 (-100 to +200°C)	<b>Coefficient d'Expansion Thermique CTE (10<sup>-6</sup>/°C):</b>

## Conformité réglementaire

<b>Conforme</b>	<b>RoHS 2015:</b>
<b>Visionner</b>	<b>Certificate of Conformance:</b>
<b>Conforme</b>	<b>Reach 235:</b>

## Description produit

- Épaisseur ultra-fine de 0,20mm
- Substrats de silice fondue UV
- Extrêmement légères

Les Fenêtres Ultra-Mncres en Silice Fondue TECHSPEC® offrent les avantages de la silice fondue, notamment une faible dilatation thermique, une excellente résistance aux produits chimiques et une transmission des UV, avec une épaisseur inférieure à 1/5e de celle de nos fenêtres en silice fondue standard. Contrairement aux verres de couverture traditionnels, ces fenêtres ont des surfaces polies pour assurer une distorsion constante du front d'onde transmis, ce qui les rend avantageuses pour les applications OEM. Leurs conceptions extrêmement fines les rendent idéales pour les applications sensibles au poids et à la taille, en particulier celles qui nécessitent une transmission à large bande de l'UV au NIR. Les Fenêtres Ultra-Mncres en Silice Fondue TECHSPEC sont idéales pour les appareils médicaux portatifs, la technologie portable et les lampes UV portables.

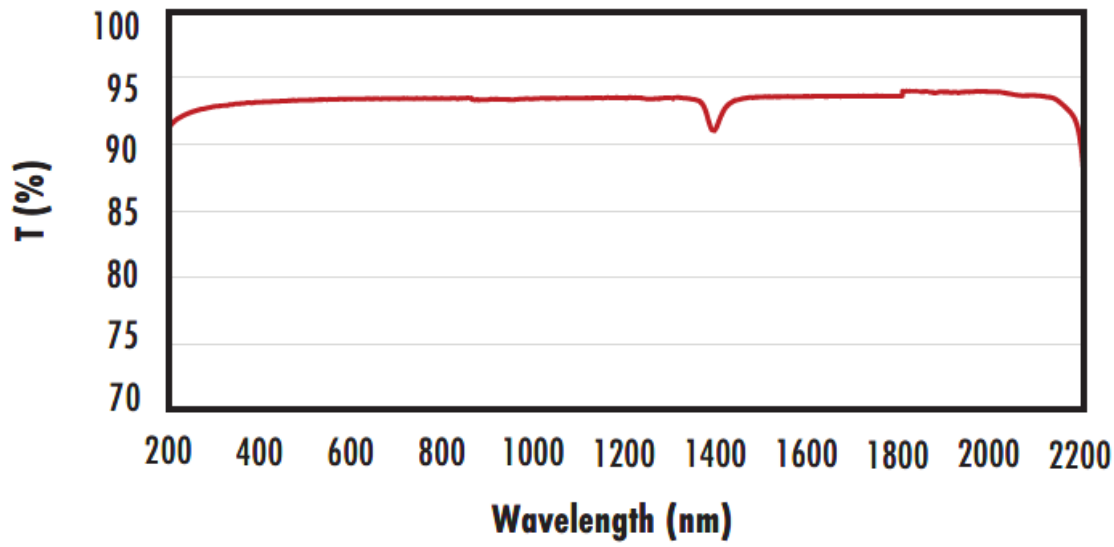
**Remarque :** Les Fenêtres Ultra-Mncres en Silice Fondue TECHSPEC sont très fragiles. Manipulez ces fenêtres avec précaution.

## Informations techniques



**FUSED SILICA**

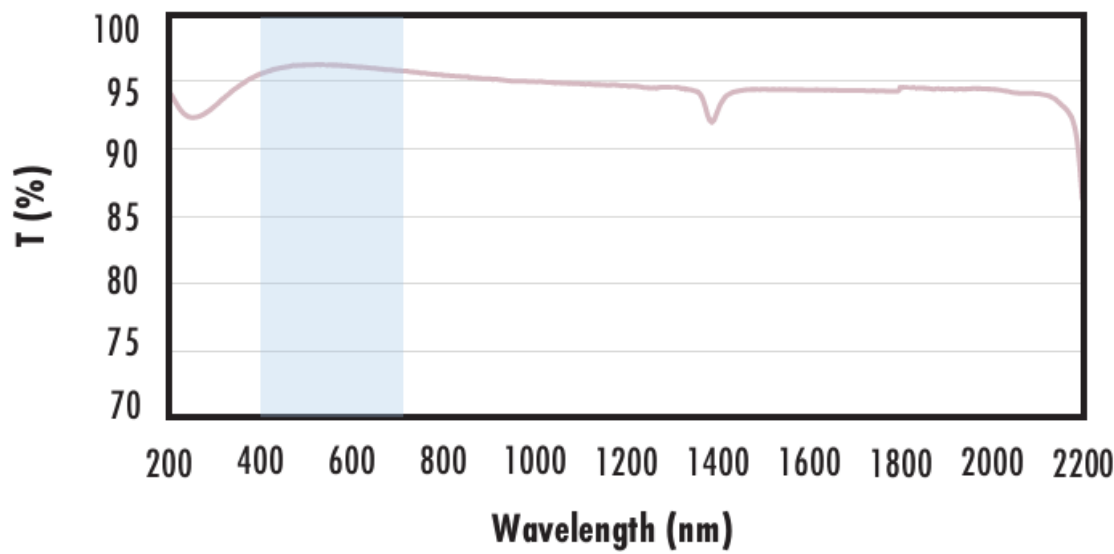
**Uncoated Fused Silica  
Typical Transmission**



Typical transmission of a 3mm thick, uncoated fused silica window across the UV - NIR spectra.

[Click Here to Download Data](#)

**Fused Silica with MgF<sub>2</sub> Coating  
Typical Transmission**



Typical transmission of a 3mm thick fused silica window with MgF<sub>2</sub> (400-700nm) coating at 0° AOI.

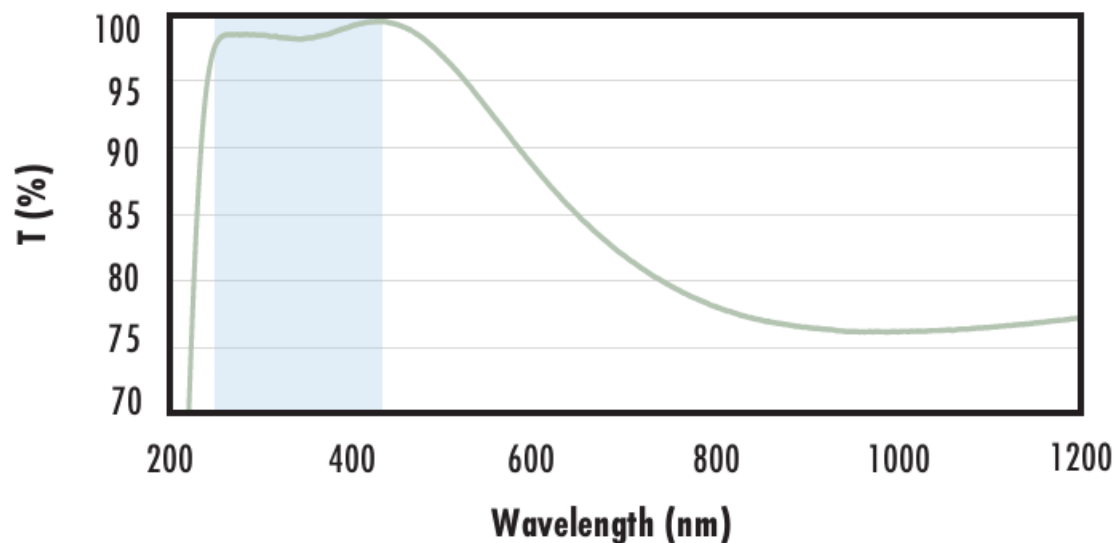
The blue shaded region indicates the coating design wavelength range, with the following specification:

$$R_{avg} \leq 1.75\% @ 400 - 700\text{nm (N-BK7)}$$

Data outside this range is not guaranteed and is for reference only.

[Click Here to Download Data](#)

**Fused Silica with UV-AR Coating  
Typical Transmission**



Typical transmission of a 3mm thick fused silica window with UV-AR (250-425nm) coating at 0° AOI.

The blue shaded region indicates the coating design wavelength range, with the following specification:

$$R_{abs} \leq 1.0\% @ 250 - 425\text{nm}$$

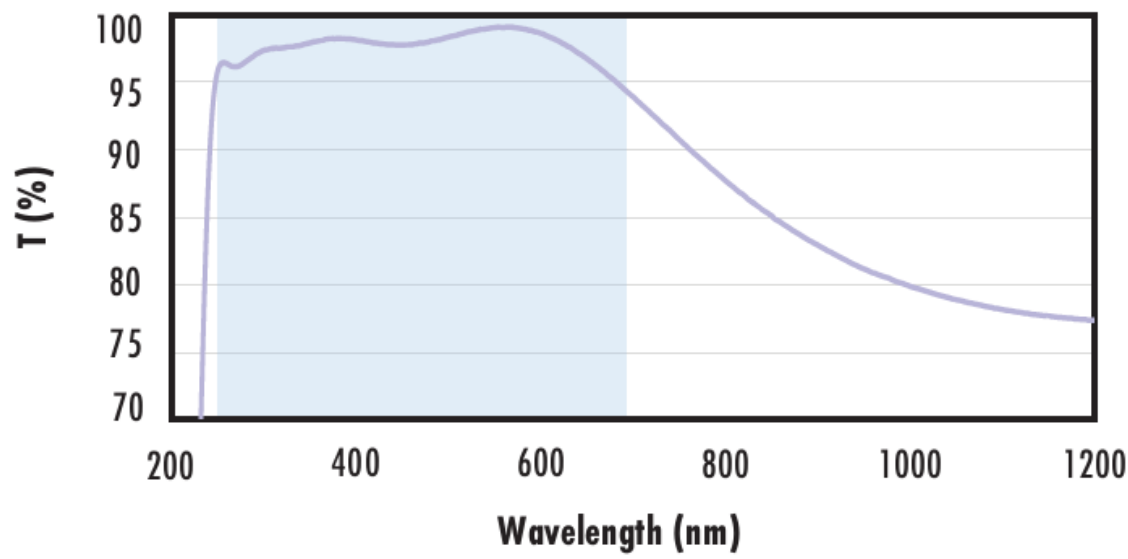
$$R_{avg} \leq 0.75\% @ 250 - 425\text{nm}$$

$$R_{avg} \leq 0.5\% @ 370 - 420\text{nm}$$

Data outside this range is not guaranteed and is for reference only.

[Click Here to Download Data](#)

**Fused Silica with UV-VIS Coating  
Typical Transmission**



Typical transmission of a 3mm thick fused silica window with UV-VIS (250-700nm) coating at 0° AOI.

The blue shaded region indicates the coating design wavelength range, with the following specification:

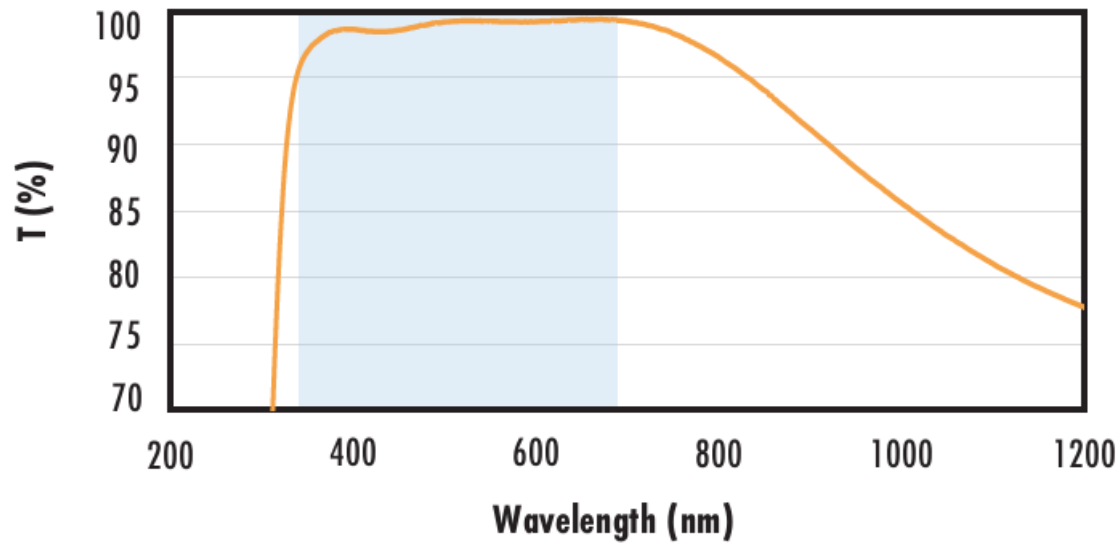
$$R_{abs} \leq 1.0\% @ 350 - 450\text{nm}$$

$$R_{avg} \leq 1.5\% @ 250 - 700\text{nm}$$

Data outside this range is not guaranteed and is for reference only.

[Click Here to Download Data](#)

### Fused Silica with VIS-EXT Coating Typical Transmission



Typical transmission of a 3mm thick fused silica window with VIS-EXT (350-700nm) coating at 0° AOI.

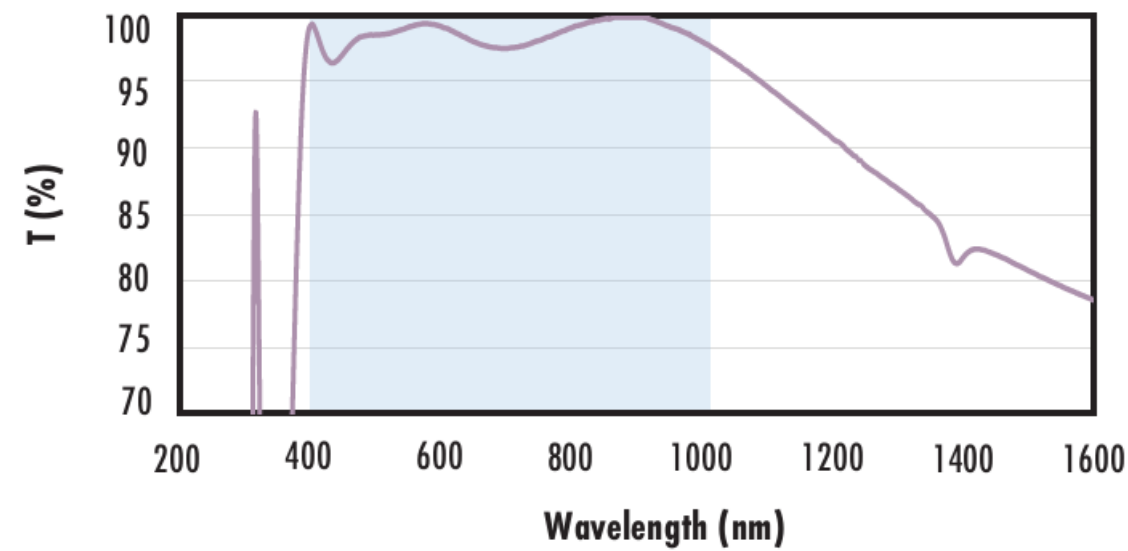
The blue shaded region indicates the coating design wavelength range, with the following specification:

$$R_{avg} \leq 0.5\% @ 350 - 700\text{nm}$$

Data outside this range is not guaranteed and is for reference only.

[Click Here to Download Data](#)

### Fused Silica with VIS-NIR Coating Typical Transmission



Typical transmission of a 3mm thick fused silica window with VIS-NIR (400-1000nm) coating at 0° AOI.

The blue shaded region indicates the coating design wavelength range, with the following specification:

$$R_{abs} \leq 0.25\% @ 880\text{nm}$$

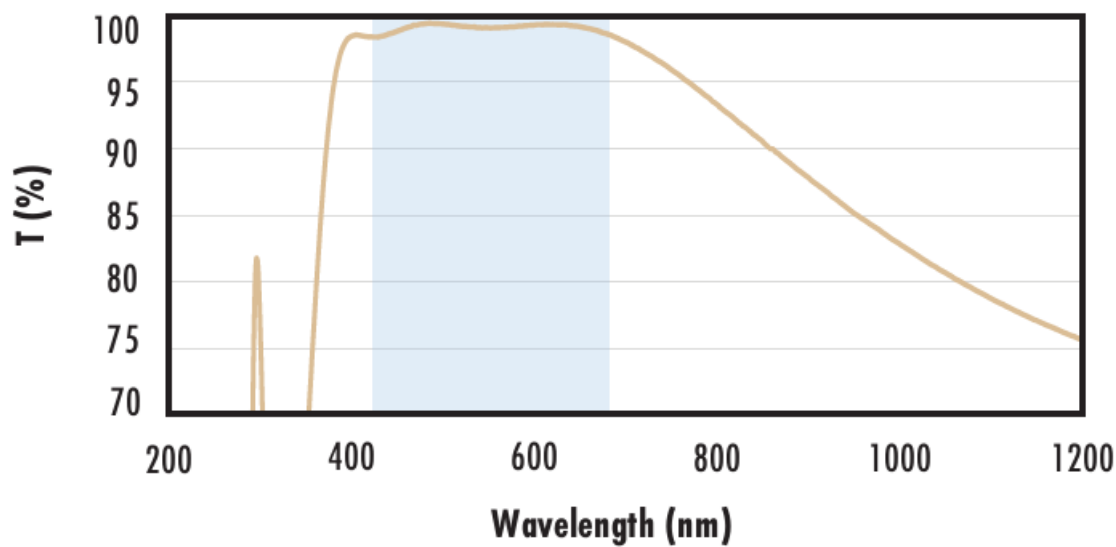
$$R_{avg} \leq 1.25\% @ 400 - 870\text{nm}$$

$$R_{avg} \leq 1.25\% @ 890 - 1000\text{nm}$$

Data outside this range is not guaranteed and is for reference only.

[Click Here to Download Data](#)

### Fused Silica with VIS 0° Coating Typical Transmission



Typical transmission of a 3mm thick fused silica window with VIS 0° (425-675nm) coating at 0° AOI.

The blue shaded region indicates the coating design wavelength range, with the following specification:

$$R_{avg} \leq 0.4\% @ 425 - 675\text{nm}$$

Data outside this range is not guaranteed and is for reference only.

[Click Here to Download Data](#)

### Fused Silica with YAG-BBAR Coating Typical Transmission



Typical transmission of a 3mm thick fused silica window with YAG-BBAR (500-1100nm) coating at 0° AOI.

The blue shaded region indicates the coating design wavelength range, with the following specification:



The blue shaded region indicates the coating design wavelength range, with the following specification:

- $R_{abs} \leq 0.25\%$  @ 532nm
- $R_{abs} \leq 0.25\%$  @ 1064nm
- $R_{avg} \leq 1.0\%$  @ 500 - 1100nm

Data outside this range is not guaranteed and is for reference only.

[Click Here to Download Data](#)

### Fused Silica with NIR I Coating Typical Transmission



Typical transmission of a 3mm thick fused silica window with NIR I (600 - 1050nm) coating at 0° AOI.

The blue shaded region indicates the coating design wavelength range, with the following specification:

- $R_{avg} \leq 0.5\%$  @ 600 - 1050nm

Data outside this range is not guaranteed and is for reference only.

[Click Here to Download Data](#)

### Fused Silica with NIR II Coating Typical Transmission



Typical transmission of a 3mm thick fused silica window with NIR II (750 - 1550nm) coating at 0° AOI.

The blue shaded region indicates the coating design wavelength range, with the following specification:

- $R_{abs} \leq 1.5\%$  @ 750 - 800nm
- $R_{abs} \leq 1.0\%$  @ 800 - 1550nm
- $R_{avg} \leq 0.7\%$  @ 750 - 1550nm

Data outside this range is not guaranteed and is for reference only.

[Click Here to Download Data](#)