

[Afficher tous les 75 produits de la même famille.](#)

TECHSPEC® 25mm de Dia. x 50mm FL, traité VIS 0°, Lentille PCX UV



UV Fused Silica Plano-Convex (PCX) Lenses



Stock **#48-962** **3 In Stock**

⊖ 1 ⊕ €176⁰⁰

AJOUTER AU PANIER

Prix sur Quantité	
Qté 1-5	€176,00 prix unitaire
Qté 6-25	€141,00 prix unitaire
Qté 26-49	€132,00 prix unitaire
Need More?	Demande de Devis

ⓘ Les prix sont indiqués hors TVA et droits applicables.

Espace téléchargement

Caractéristiques du produit

Plano-Convex Lens **Type:**

Propriétés physiques et mécaniques

25.00 +0.0/-0.025	Diamètre (mm):
<1	Centrage (arcmin):
5.84 ±0.10	Épaisseur Centrale CT (mm):
2.13	Épaisseur au Bord ET (mm):
24	Ouverture Utile CA (mm):
Protective as needed	Biseau:

Propriétés optiques

50.00 @ 587.6nm	Distance Focale EFL (mm):
46.00	Distance Focale Arrière BFL (mm):
VIS 0° (425-675nm)	Traitement:
R _{avg} ≤ 0.4% @ 425 - 675nm	Spécification du Traitement:
Fused Silica (Corning 7980)	Substrat: <input type="checkbox"/>
40-20	Qualité de Surface:
1.5λ	Power (P-V) @ 632.8nm:
λ/4	Irregularity (P-V) @ 632.8nm:
±1	Tolérance Distance Focale (%):
22.92	Rayon R₁ (mm):
2	f#:
0.25	Ouverture Numérique NA:
425 - 675	Gamme de Longueur d'Onde (nm):
5 J/cm ² @ 532nm, 10ns	Damage Threshold, Reference: <input type="checkbox"/>

Conformité réglementaire

Conforme	RoHS 2015:
Visionner	Certificate of Conformance:
Conforme	Reach 235:

Besoin de spécifications différentes ou de modifications ?

Edmund Optics propose des services complets de fabrication personnalisée de composants optiques et d'imagerie adaptés aux exigences de vos applications spécifiques. Qu'il s'agisse de la phase de prototypage ou de la préparation d'une production à grande échelle, nous proposons des solutions flexibles pour répondre à vos besoins. Nos ingénieurs expérimentés sont là pour vous aider, de la conception à la réalisation.

Nos capacités comprennent :

- Dimensions, matériaux, traitements, etc. personnalisés
- Qualité de surface et planéité de surface de haute précision
- Tolérances serrées et géométries complexes
- Production évolutive – du prototype à la série

En savoir plus sur nos [capacités de fabrication sur mesure](#) ou soumettre une demande [ici](#).

Description produit

- Traitées AR pour procurer une réflexion <0,4% par surface de 425 à 675 nm
- Substrat en silice fondue de précision
- Diverses options de traitement : **Non Traitées**, **MgF₂**, **UV-AR**, **UV-VIS**, **VIS-EXT**, **VIS-NIR**, **YAG-BBAR**, **NIR I** et **NIR II**

Les Lentilles Plan-Convexes (PCX) en Silice Fondue UV Traitées VIS 0° TECHSPEC® présentent des spécifications de précision et une variété d'options de traitement sur un substrat à large bande. La silice fondue est couramment utilisée dans des applications allant de l'ultraviolet (UV) au proche infrarouge (NIR). Son faible indice de réfraction, son faible coefficient de dilatation thermique et sa faible teneur en inclusions la rendent idéale pour les applications laser et les conditions environnementales difficiles. Les Lentilles Plan-Convexes (PCX) en Silice Fondue UV Traitées VIS 0° TECHSPEC® présentent des spécifications de centrage et de diamètre à la pointe de l'industrie, ce qui les rend idéales pour l'intégration dans des applications d'imagerie et de mesure exigeantes. Ces lentilles sont traitées VIS 0° afin d'augmenter leurs performances de traitement dans le domaine visible et sont conçues pour un angle d'incidence de 0 degré.

Informations techniques



UV FS Transmission Curve



FUSED SILICA

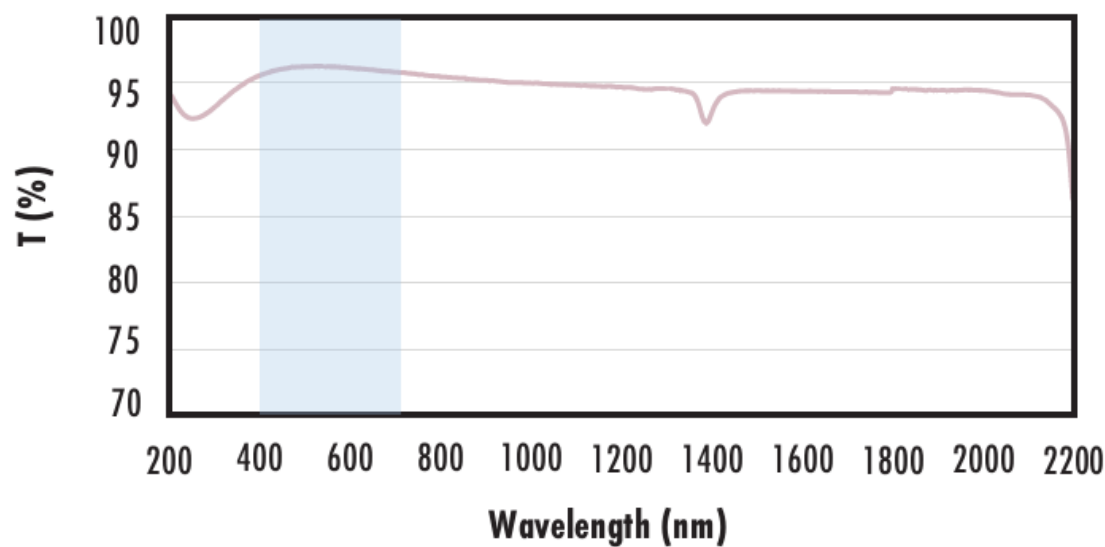
Uncoated Fused Silica Typical Transmission



Typical transmission of a 3mm thick, uncoated fused silica window across the UV - NIR spectra.

[Click Here to Download Data](#)

Fused Silica with MgF₂ Coating Typical Transmission



Typical transmission of a 3mm thick fused silica window with MgF₂ (400-700nm) coating at 0° AOI.

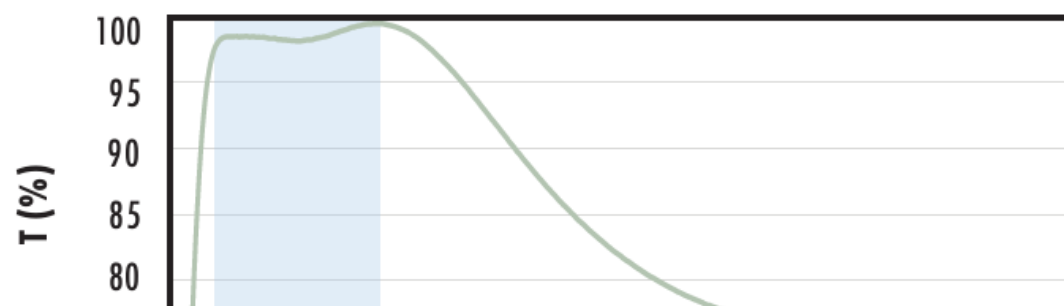
The blue shaded region indicates the coating design wavelength range, with the following specification:

$R_{avg} \leq 1.75\% @ 400 - 700\text{nm}$ (N-BK7)

Data outside this range is not guaranteed and is for reference only.

[Click Here to Download Data](#)

Fused Silica with UV-AR Coating Typical Transmission



Typical transmission of a 3mm thick fused silica window with UV-AR (250-425nm) coating at 0° AOI.

The blue shaded region indicates the coating design wavelength range, with the following specification:

$R_{abs} \leq 1.0\% @ 250 - 425\text{nm}$

$R_{avg} \leq 0.75\% @ 250 - 425\text{nm}$

$R_{avg} \leq 0.5\% @ 370 - 420\text{nm}$

Data outside this range is not guaranteed and is for reference only.



Copy.
[Click Here to Download Data](#)

Fused Silica with UV-VIS Coating Typical Transmission



Typical transmission of a 3mm thick fused silica window with UV-VIS (250-700nm) coating at 0° AOI.

The blue shaded region indicates the coating design wavelength range, with the following specification:

$$R_{abs} \leq 1.0\% @ 350 - 450\text{nm}$$

$$R_{avg} \leq 1.5\% @ 250 - 700\text{nm}$$

Data outside this range is not guaranteed and is for reference only.

[Click Here to Download Data](#)

Fused Silica with VIS-EXT Coating Typical Transmission



Typical transmission of a 3mm thick fused silica window with VIS-EXT (350-700nm) coating at 0° AOI.

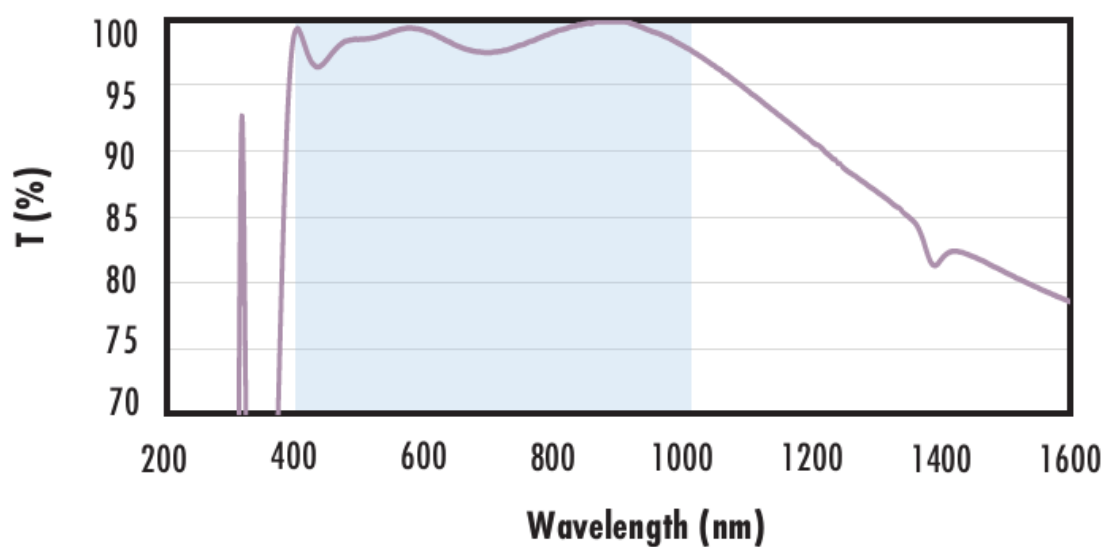
The blue shaded region indicates the coating design wavelength range, with the following specification:

$$R_{avg} \leq 0.5\% @ 350 - 700\text{nm}$$

Data outside this range is not guaranteed and is for reference only.

[Click Here to Download Data](#)

Fused Silica with VIS-NIR Coating Typical Transmission



Typical transmission of a 3mm thick fused silica window with VIS-NIR (400-1000nm) coating at 0° AOI.

The blue shaded region indicates the coating design wavelength range, with the following specification:

$$R_{abs} \leq 0.25\% @ 880\text{nm}$$

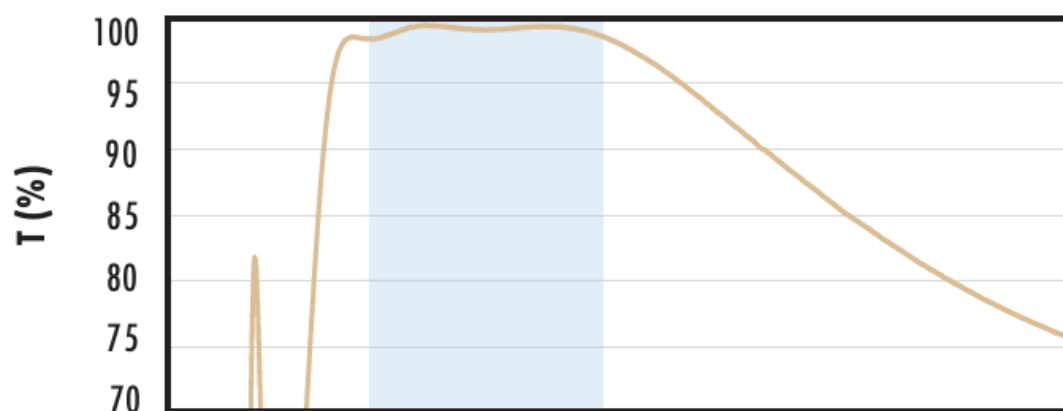
$$R_{avg} \leq 1.25\% @ 400 - 870\text{nm}$$

$$R_{avg} \leq 1.25\% @ 890 - 1000\text{nm}$$

Data outside this range is not guaranteed and is for reference only.

[Click Here to Download Data](#)

Fused Silica with VIS 0° Coating Typical Transmission



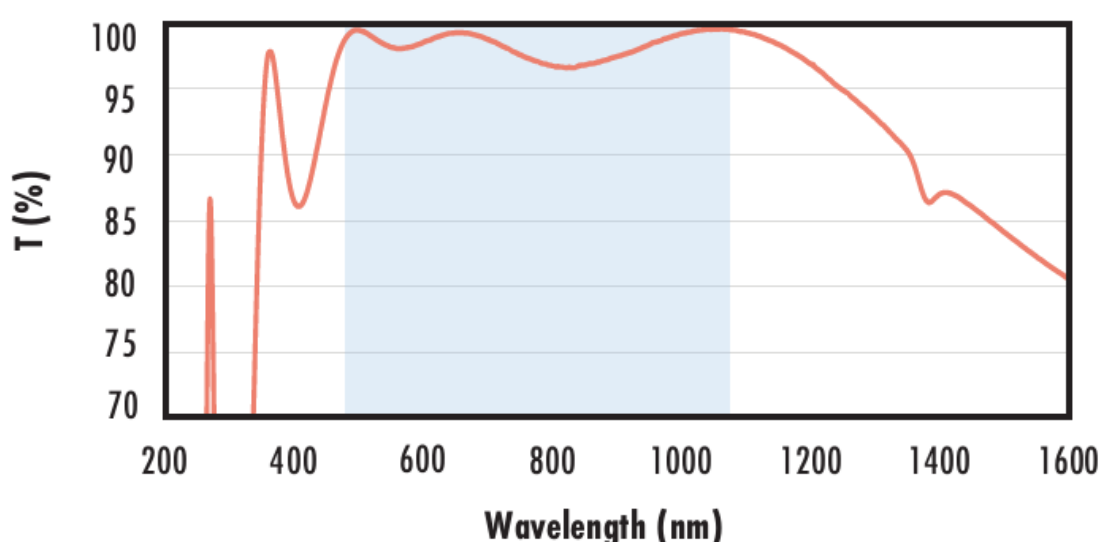
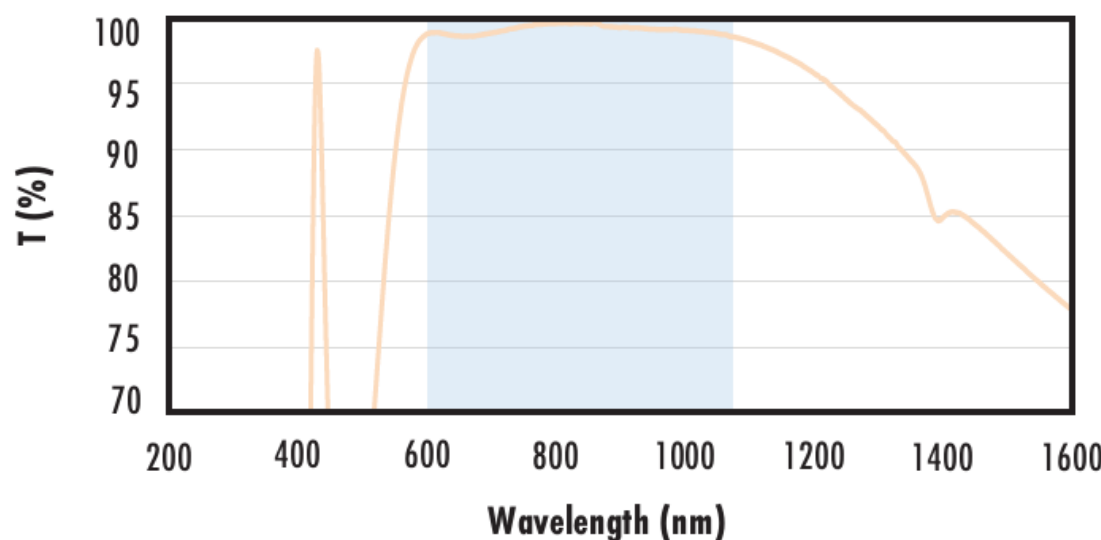
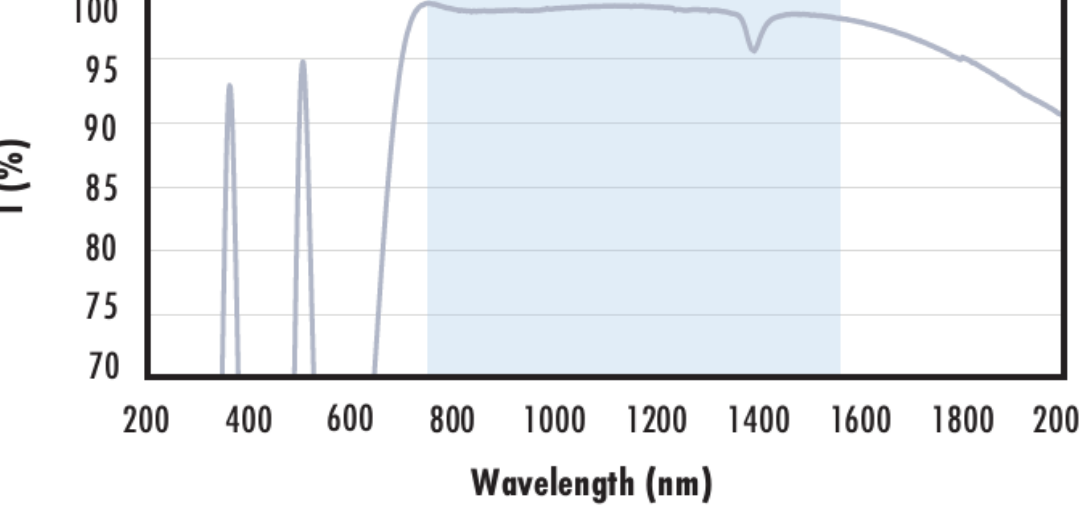
Typical transmission of a 3mm thick fused silica window with VIS 0° (425-675nm) coating at 0° AOI.

The blue shaded region indicates the coating design wavelength range, with the following specification:

$$R_{avg} \leq 0.4\% @ 425 - 675\text{nm}$$

Data outside this range is not guaranteed and is for reference only.

[Click Here to Download Data](#)

<p style="text-align: center;">200 400 600 800 1000 1200</p> <p style="text-align: center;">Wavelength (nm)</p> <p style="text-align: center;">Fused Silica with YAG-BBAR Coating Typical Transmission</p>  <p style="text-align: center;">200 400 600 800 1000 1200 1400 1600</p> <p style="text-align: center;">Wavelength (nm)</p>	<p>Typical transmission of a 3mm thick fused silica window with YAG-BBAR (500-1100nm) coating at 0° AOI.</p> <p>The blue shaded region indicates the coating design wavelength range, with the following specification:</p> <p style="text-align: center;">$R_{abs} \leq 0.25\% @ 532nm$ $R_{abs} \leq 0.25\% @ 1064nm$ $R_{avg} \leq 1.0\% @ 500 - 1100nm$</p> <p>Data outside this range is not guaranteed and is for reference only.</p> <p style="text-align: center;">Click Here to Download Data</p>
<p style="text-align: center;">Fused Silica with NIR I Coating Typical Transmission</p>  <p style="text-align: center;">200 400 600 800 1000 1200 1400 1600</p> <p style="text-align: center;">Wavelength (nm)</p>	<p>Typical transmission of a 3mm thick fused silica window with NIR I (600 - 1050nm) coating at 0° AOI.</p> <p>The blue shaded region indicates the coating design wavelength range, with the following specification:</p> <p style="text-align: center;">$R_{avg} \leq 0.5\% @ 600 - 1050nm$</p> <p>Data outside this range is not guaranteed and is for reference only.</p> <p style="text-align: center;">Click Here to Download Data</p>
<p style="text-align: center;">Fused Silica with NIR II Coating Typical Transmission</p>  <p style="text-align: center;">200 400 600 800 1000 1200 1400 1600 1800 2000</p> <p style="text-align: center;">Wavelength (nm)</p>	<p>Typical transmission of a 3mm thick fused silica window with NIR II (750 - 1550nm) coating at 0° AOI.</p> <p>The blue shaded region indicates the coating design wavelength range, with the following specification:</p> <p style="text-align: center;">$R_{abs} \leq 1.5\% @ 750 - 800nm$ $R_{abs} \leq 1.0\% @ 800 - 1550nm$ $R_{avg} \leq 0.7\% @ 750 - 1550nm$</p> <p>Data outside this range is not guaranteed and is for reference only.</p> <p style="text-align: center;">Click Here to Download Data</p>

Coating Curves

Montures compatibles