

[Afficher tous les 245 produits de la même famille.](#)

TECHSPEC® 25mm Dia. x 125mm EFL, Traité UV-VIS, Lentille DCX UV



UV Fused Silica Double-Convex (DCX) Lenses



Stock #48-847 **10 In Stock**

[D'autres traitements](#)

⊖ 1 ⊕ €159.⁰⁰

AJOUTER AU PANIER

Prix sur Quantité	
Qté 1-5	€159,00 prix unitaire
Qté 6-25	€127,00 prix unitaire
Qté 26-49	€119,00 prix unitaire
Need More?	Demande de Devis

Les prix sont indiqués hors TVA et droits applicables.

Espace téléchargement

Caractéristiques du produit

Type: Double-Convex Lens

Propriétés physiques et mécaniques

25.00 +0.0/-0.025	Diamètre (mm):
<1	Centrage (arcmin):
Protective as needed	Biseau:
3.42 ±0.10	Épaisseur Centrale CT (mm):
2.05	Épaisseur au Bord ET (mm):
24.00	Ouverture Utile CA (mm):
Propriétés optiques	
123.82	Distance Focale Arrière BFL (mm):
125.00	Distance Focale EFL (mm):
UV-VIS (250-700nm)	Traitement:
R _{abs} ≤1.0% @ 350 - 450nm R _{avg} ≤1.5% @ 250 - 700nm	Spécification du Traitement:
Fused Silica (Corning 7980)	Substrat: <input type="checkbox"/>
40-20	Qualité de Surface:
1.5λ	Power (P-V) @ 632.8nm:
M4	Irregularity (P-V) @ 632.8nm:
114.08	Rayon R₁=R₂ (mm):
5.00	f#:
587.6	Longueur d'Onde à la Focale Donnée (nm):
±1	Tolérance Distance Focale (%):
0.10	Ouverture Numérique NA:
250 - 700	Gamme de Longueur d'Onde (nm):
3 J/cm ² @ 355nm, 10ns 5 J/cm ² @ 532nm, 10ns	Damage Threshold, Reference: <input type="checkbox"/>

Conformité réglementaire	
Conforme	RoHS 2015:
Visionner	Certificate of Conformance:
Conforme	Reach 235:

Besoin de spécifications différentes ou de modifications ?

Edmund Optics propose des services complets de fabrication personnalisée de composants optiques et d'imagerie adaptés aux exigences de vos applications spécifiques. Qu'il s'agisse de la phase de prototypage ou de la préparation d'une production à grande échelle, nous proposons des solutions flexibles pour répondre à vos besoins. Nos ingénieurs expérimentés sont là pour vous aider, de la conception à la réalisation.

Nos capacités comprennent :

- Dimensions, matériaux, traitements, etc. personnalisés
- Qualité de surface et planéité de surface de haute précision
- Tolérances serrées et géométries complexes
- Production évolutive – du prototype à la série

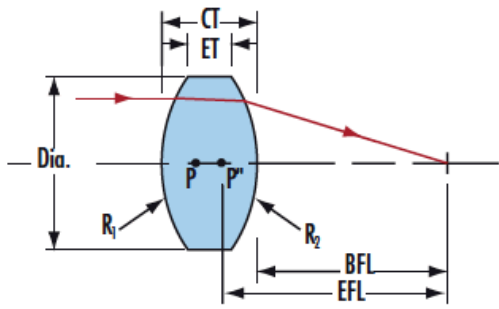
En savoir plus sur nos [capacités de fabrication sur mesure](#) ou soumettre une demande [ici](#).

Description produit

- Parfaites pour les applications d'imagerie
- Minimisent les aberrations sphériques et la coma
- Substrat de précision en silice fondue

Les Lentilles Biconvexes (DCX) en Silice Fondue UV TECHSPEC®, également appelées lentilles double-convexes (DCX), ont deux faces positives et symétriques avec des rayons égaux des deux côtés. Ces lentilles sont généralement recommandées pour les applications d'imagerie finie avec un rapport conjugué (rapport entre la distance de l'objet et la distance de l'image) compris entre 0,2 et 5. Avec un rapport de conjugaison de 1, les aberrations telles que l'aberration sphérique, l'aberration chromatique, la coma et la distorsion sont minimisées ou annulées grâce à la conception symétrique de la lentille. Les Lentilles Biconvexes (DCX) en Silice Fondue UV TECHSPEC® ont un substrat de précision en silice fondue. Ces lentilles sont disponibles sans traitement ou avec des traitements UV-AR, UV-VIS, VIS-EXT, VIS-NIR, VIS 0°, NIR I, ou NIR II.

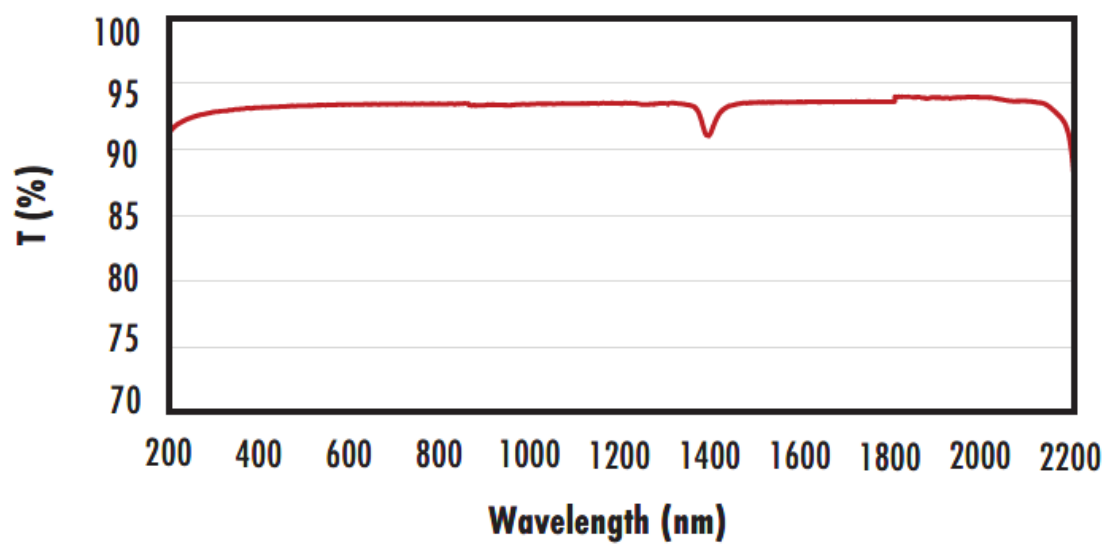
Informations techniques



UV FS Transmission Curve

FUSED SILICA

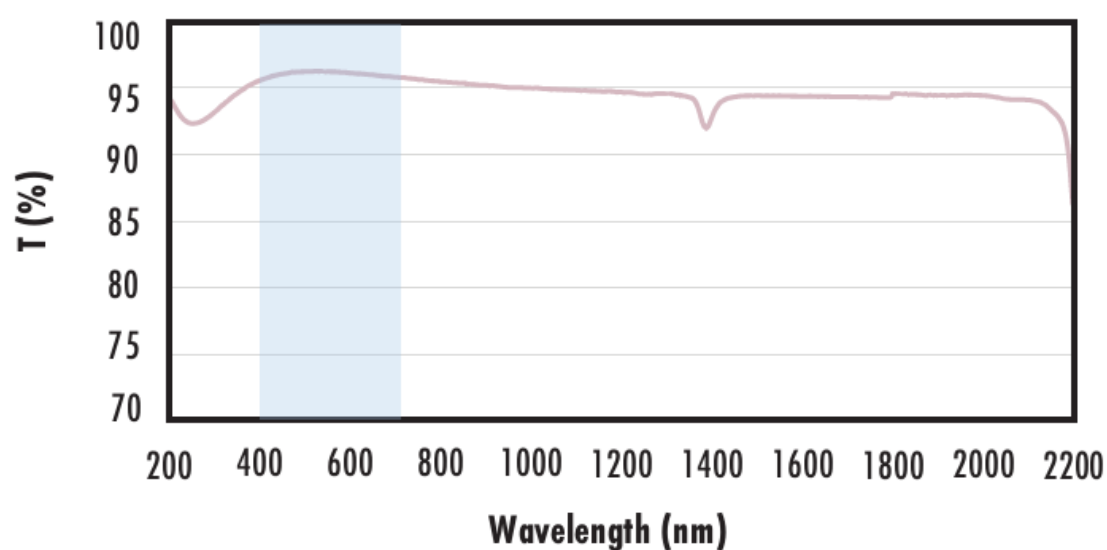
Uncoated Fused Silica Typical Transmission



Typical transmission of a 3mm thick, uncoated fused silica window across the UV - NIR spectra.

[Click Here to Download Data](#)

Fused Silica with MgF₂ Coating Typical Transmission



Typical transmission of a 3mm thick fused silica window with MgF₂ (400-700nm) coating at 0° AOI.

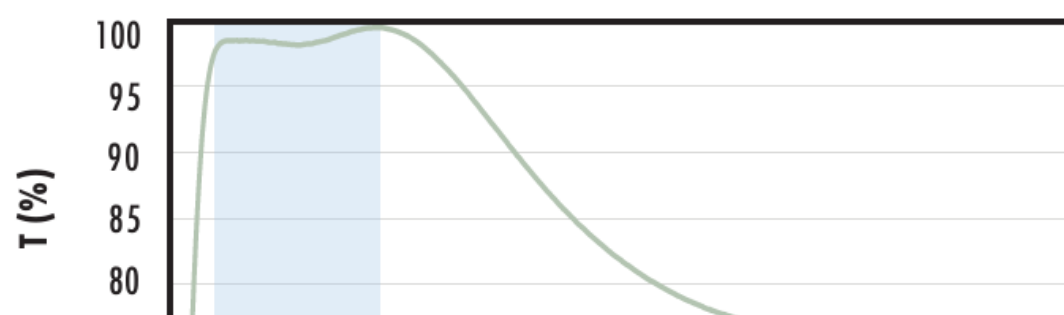
The blue shaded region indicates the coating design wavelength range, with the following specification:

$$R_{avg} \leq 1.75\% \text{ @ } 400 - 700\text{nm (N-BK7)}$$

Data outside this range is not guaranteed and is for reference only.

[Click Here to Download Data](#)

Fused Silica with UV-AR Coating Typical Transmission



Typical transmission of a 3mm thick fused silica window with UV-AR (250-425nm) coating at 0° AOI.

The blue shaded region indicates the coating design wavelength range, with the following specification:

$$R_{abs} \leq 1.0\% \text{ @ } 250 - 425\text{nm}$$

$$R_{avg} \leq 0.75\% \text{ @ } 250 - 425\text{nm}$$

$$R_{avg} \leq 0.5\% \text{ @ } 370 - 420\text{nm}$$

Data outside this range is not guaranteed and is for reference only.



[Click Here to Download Data](#)

Fused Silica with UV-VIS Coating Typical Transmission



Typical transmission of a 3mm thick fused silica window with UV-VIS (250-700nm) coating at 0° AOI.

The blue shaded region indicates the coating design wavelength range, with the following specification:

$$R_{abs} \leq 1.0\% @ 350 - 450\text{nm}$$

$$R_{avg} \leq 1.5\% @ 250 - 700\text{nm}$$

Data outside this range is not guaranteed and is for reference only.

[Click Here to Download Data](#)

Fused Silica with VIS-EXT Coating Typical Transmission



Typical transmission of a 3mm thick fused silica window with VIS-EXT (350-700nm) coating at 0° AOI.

The blue shaded region indicates the coating design wavelength range, with the following specification:

$$R_{avg} \leq 0.5\% @ 350 - 700\text{nm}$$

Data outside this range is not guaranteed and is for reference only.

[Click Here to Download Data](#)

Fused Silica with VIS-NIR Coating Typical Transmission



Typical transmission of a 3mm thick fused silica window with VIS-NIR (400-1000nm) coating at 0° AOI.

The blue shaded region indicates the coating design wavelength range, with the following specification:

$$R_{abs} \leq 0.25\% @ 880\text{nm}$$

$$R_{avg} \leq 1.25\% @ 400 - 870\text{nm}$$

$$R_{avg} \leq 1.25\% @ 890 - 1000\text{nm}$$

Data outside this range is not guaranteed and is for reference only.

[Click Here to Download Data](#)

Fused Silica with VIS 0° Coating Typical Transmission



Typical transmission of a 3mm thick fused silica window with VIS 0° (425-675nm) coating at 0° AOI.

The blue shaded region indicates the coating design wavelength range, with the following specification:

$$R_{avg} \leq 0.4\% @ 425 - 675\text{nm}$$

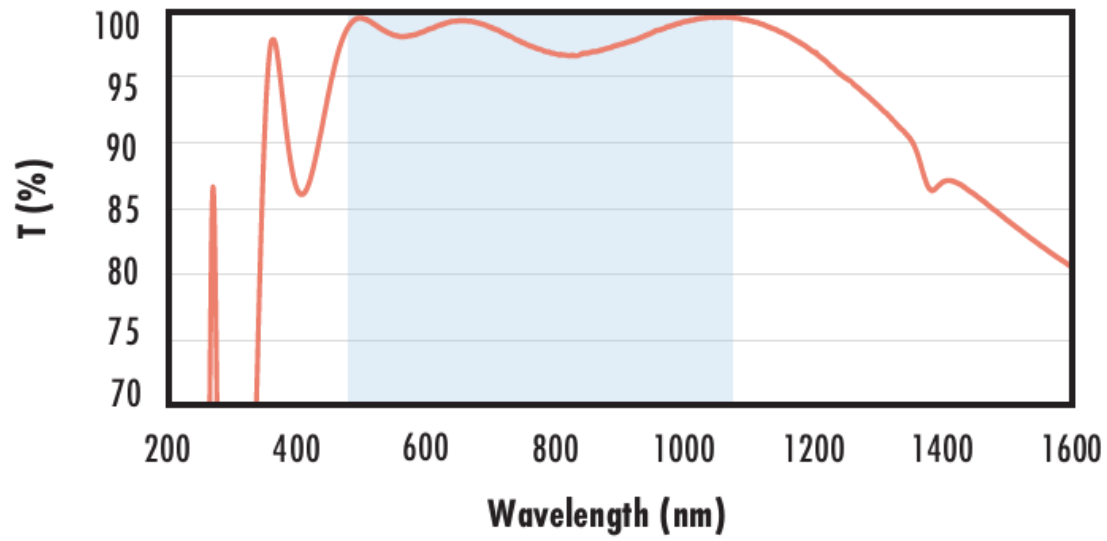
Data outside this range is not guaranteed and is for reference only.

[Click Here to Download Data](#)

200 400 600 800 1000 1200

Wavelength (nm)

Fused Silica with YAG-BBAR Coating Typical Transmission



Typical transmission of a 3mm thick fused silica window with YAG-BBAR (500-1100nm) coating at 0° AOI.

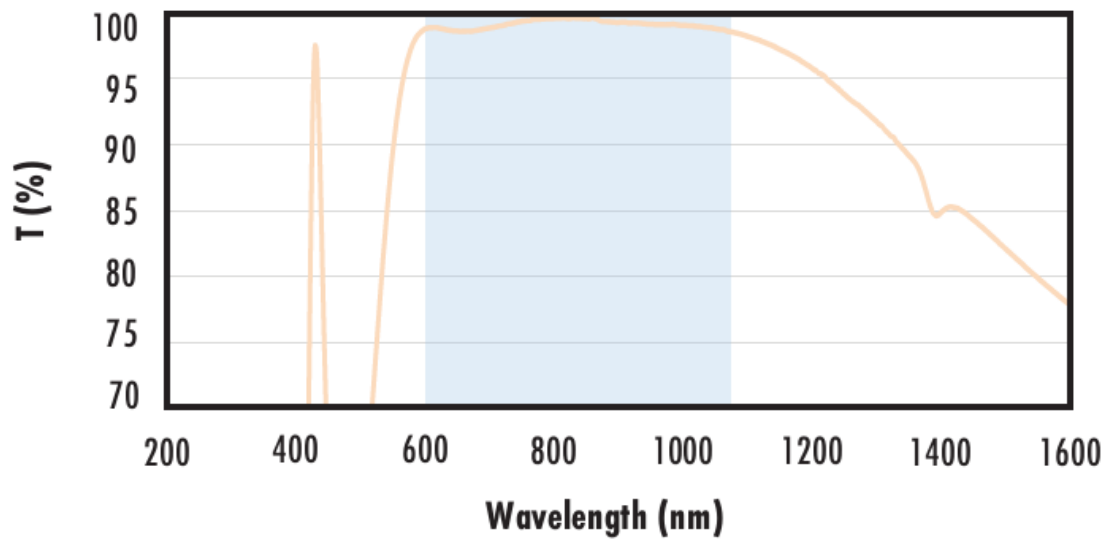
The blue shaded region indicates the coating design wavelength range, with the following specification:

$R_{abs} \leq 0.25\%$ @ 532nm
 $R_{abs} \leq 0.25\%$ @ 1064nm
 $R_{avg} \leq 1.0\%$ @ 500 - 1100nm

Data outside this range is not guaranteed and is for reference only.

[Click Here to Download Data](#)

Fused Silica with NIR I Coating Typical Transmission



Typical transmission of a 3mm thick fused silica window with NIR I (600 - 1050nm) coating at 0° AOI.

The blue shaded region indicates the coating design wavelength range, with the following specification:

$R_{avg} \leq 0.5\%$ @ 600 - 1050nm

Data outside this range is not guaranteed and is for reference only.

[Click Here to Download Data](#)

Fused Silica with NIR II Coating Typical Transmission



Typical transmission of a 3mm thick fused silica window with NIR II (750 - 1550nm) coating at 0° AOI.

The blue shaded region indicates the coating design wavelength range, with the following specification:

$R_{abs} \leq 1.5\%$ @ 750 - 800nm
 $R_{abs} \leq 1.0\%$ @ 800 - 1550nm
 $R_{avg} \leq 0.7\%$ @ 750 - 1550nm

Data outside this range is not guaranteed and is for reference only.

[Click Here to Download Data](#)

Montures compatibles