


[Afficher tous les 216 produits de la même famille.](#)

**TECHSPEC® Fenêtre  $\lambda/4$  en Silice Fondue Traitée UV-AR, 25,4 mm de dia., 3 mm d'épaisseur**



TECHSPEC®  $\lambda/4$  UV Fused Silica Windows

Stock **#72-377** **1 In Stock**

⊖ 1 ⊕ €157<sup>00</sup>

**AJOUTER AU PANIER**

Prix sur Quantité	
Qté 1-5	€157,00 prix unitaire
Qté 6-25	€125,00 prix unitaire
Qté 26-49	€117,00 prix unitaire
Need More?	<a href="#">Demande de Devis</a>

ⓘ Les prix sont indiqués hors TVA et droits applicables.

Espace téléchargement

**Caractéristiques du produit**

Protective Window **Type:**

**Propriétés physiques et mécaniques**

22.86 **Ouverture Utile CA (mm):**

**Diamètre (mm):**

25.40 +0.00/-0.10

3.00 ±0.10 **Épaisseur (mm):**

<1 **Parallélisme (arcmin):**

Protective as needed **Biseau:**

90 **Ouverture Utile (%):**

Fine Ground **Bords:**

0.16 **Rapport de Poisson:**

73 **Module d'Élasticité de Young (GPa):**

522.00 **Dureté de Knoop (kg/mm<sup>2</sup>):**

## Propriétés optiques

UV-AR (250-425nm) **Traitement:**

**Fused Silica** (Corning 7980) **Substrat:**

1.458 **Indice de Réfraction (n<sub>d</sub>):**

40-20 **Qualité de Surface:**

λ/4 **Front d'Onde Transmis, P-V:**

67.8 **Nombre d'Abbe (v<sub>d</sub>):**

**Spécification du Traitement:**  
R<sub>abs</sub> ≤1.0% @ 250 - 425nm  
R<sub>avg</sub> ≤0.75% @ 250 - 425nm  
R<sub>avg</sub> ≤0.5% @ 370 - 420nm

250 - 450 **Gamme de Longueur d'Onde (nm):**

3 J/cm<sup>2</sup> @ 355nm, 10ns **Damage Threshold, Reference:**

## Propriétés des matériaux

2.20 **Densité (g/cm<sup>3</sup>):**

**Coefficient d'Expansion Thermique CTE (10<sup>-6</sup>/°C):**  
0.52 (+5 to +35°C)  
0.57 (0 to +200°C)  
0.48 (-100 to +200°C)

## Conformité réglementaire

**Conforme** **RoHS 2015:**

**Visionner** **Certificate of Conformance:**

**Conforme** **REACH 241:**

## Besoin de spécifications différentes ou de modifications ?

Edmund Optics propose des services complets de fabrication personnalisée de composants optiques et d'imagerie adaptés aux exigences de vos applications spécifiques. Qu'il s'agisse de la phase de prototypage ou de la préparation d'une production à grande échelle, nous proposons des solutions flexibles pour répondre à vos besoins. Nos ingénieurs expérimentés sont là pour vous aider, de la conception à la réalisation.

Nos capacités comprennent :

- Dimensions, matériaux, traitements, etc. personnalisés
- Qualité de surface et planéité de surface de haute précision
- Tolérances serrées et géométries complexes
- Production évolutive – du prototype à la série

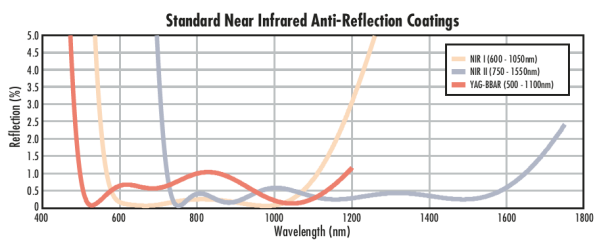
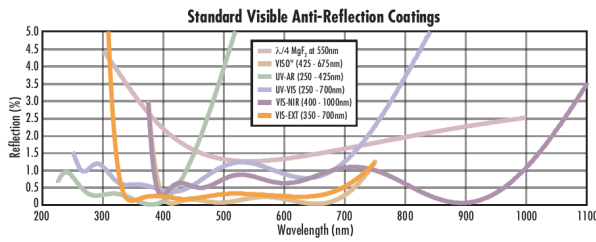
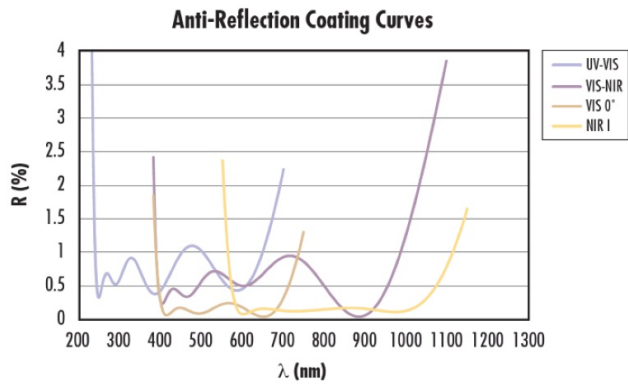
En savoir plus sur nos [capacités de fabrication sur mesure](#) ou soumettre une demande [ici](#).

## Description produit

- disponible sans traitement ou traitées BBAR pour l'UV, le visible et le NIR
- parfaites pour les applications d'imagerie
- tailles de diamètre standard de 5 à 200 mm
- fenêtres en silice fondue UV **1λ** ou **λ/10** également disponibles

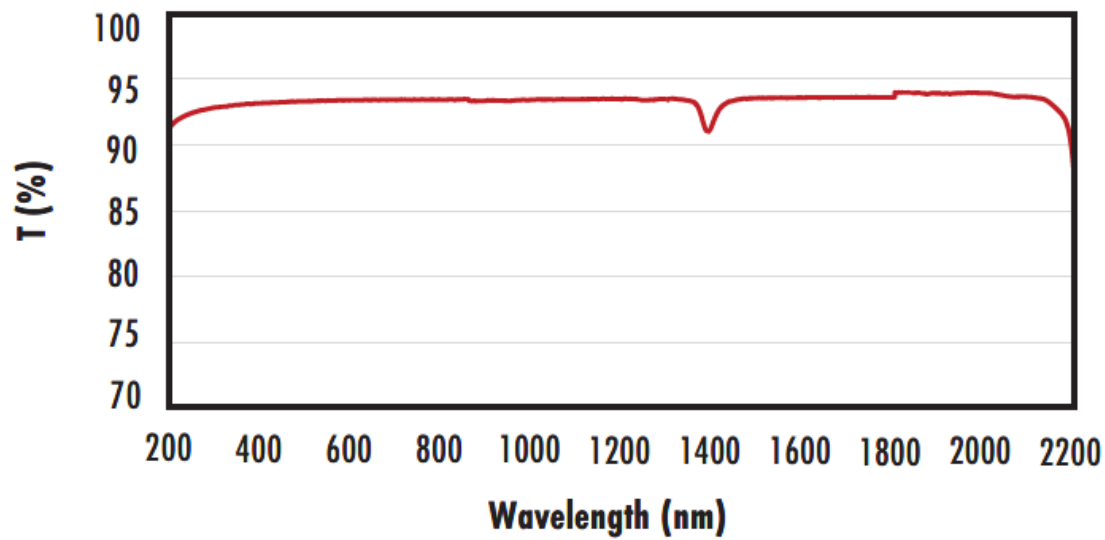
Les Fenêtres en Silice Fondue UV **λ/4** TECHSPEC® sont fabriquées avec une qualité de surface de 40-20 et des spécifications d'erreur du front d'onde transmis de **λ/4**, ce qui les rend idéales pour les applications d'imagerie. Dotées de substrats en silice fondue UV, ces fenêtres offrent une transmission élevée de l'ultraviolet (UV) au visible et à l'infrarouge proche (NIR). Des options de traitement antireflet à large bande (BBAR) sont disponibles pour minimiser les pertes par réflexion et augmenter la transmission. Les Fenêtres en Silice Fondue UV **λ/4** TECHSPEC sont utilisées dans les applications d'imagerie optique, dans les applications laser de faible à moyenne puissance et comme

## Informations techniques



### FUSED SILICA

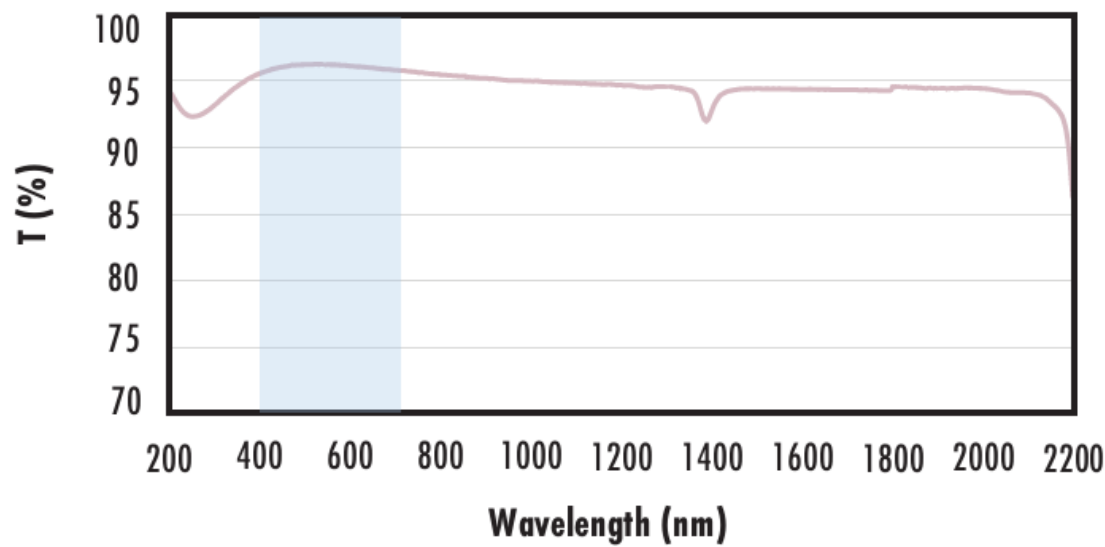
#### Uncoated Fused Silica Typical Transmission



Typical transmission of a 3mm thick, uncoated fused silica window across the UV - NIR spectra.

[Click Here to Download Data](#)

#### Fused Silica with MgF<sub>2</sub> Coating Typical Transmission



Typical transmission of a 3mm thick fused silica window with MgF<sub>2</sub> (400-700nm) coating at 0° AOI. The blue shaded region indicates the coating design wavelength range, with the following specification:

$R_{avg} \leq 1.75\% @ 400 - 700\text{nm}$  (N-BK7)

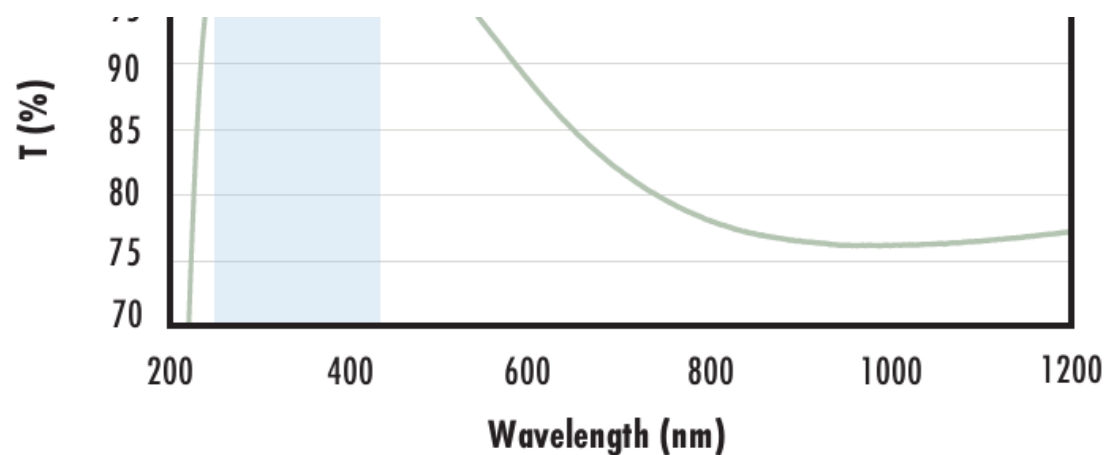
Data outside this range is not guaranteed and is for reference only.

[Click Here to Download Data](#)

#### Fused Silica with UV-AR Coating Typical Transmission



Typical transmission of a 3mm thick fused silica window with UV-AR (250-425nm) coating at 0° AOI.



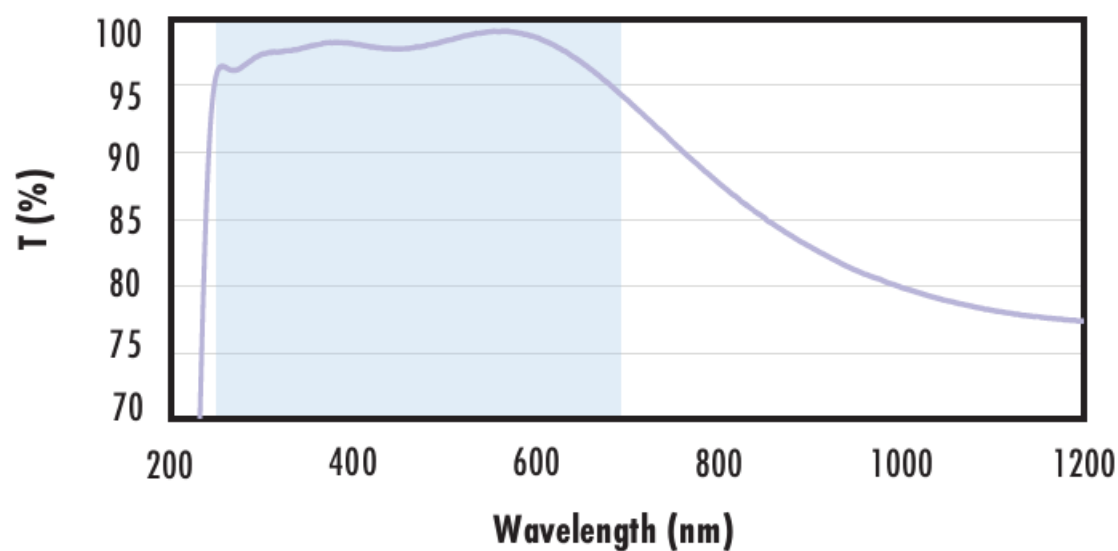
The blue shaded region indicates the coating design wavelength range, with the following specification:

$R_{abs} \leq 1.0\%$  @ 250 - 425nm  
 $R_{avg} \leq 0.75\%$  @ 250 - 425nm  
 $R_{avg} \leq 0.5\%$  @ 370 - 420nm

Data outside this range is not guaranteed and is for reference only.

[Click Here to Download Data](#)

### Fused Silica with UV-VIS Coating Typical Transmission



Typical transmission of a 3mm thick fused silica window with UV-VIS (250-700nm) coating at 0° AOI.

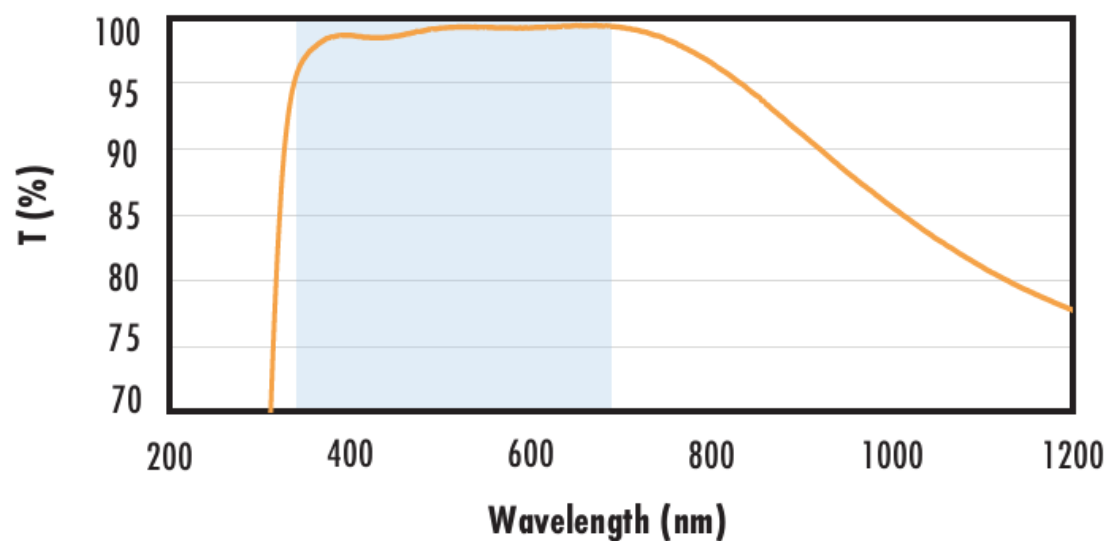
The blue shaded region indicates the coating design wavelength range, with the following specification:

$R_{abs} \leq 1.0\%$  @ 350 - 450nm  
 $R_{avg} \leq 1.5\%$  @ 250 - 700nm

Data outside this range is not guaranteed and is for reference only.

[Click Here to Download Data](#)

### Fused Silica with VIS-EXT Coating Typical Transmission



Typical transmission of a 3mm thick fused silica window with VIS-EXT (350-700nm) coating at 0° AOI.

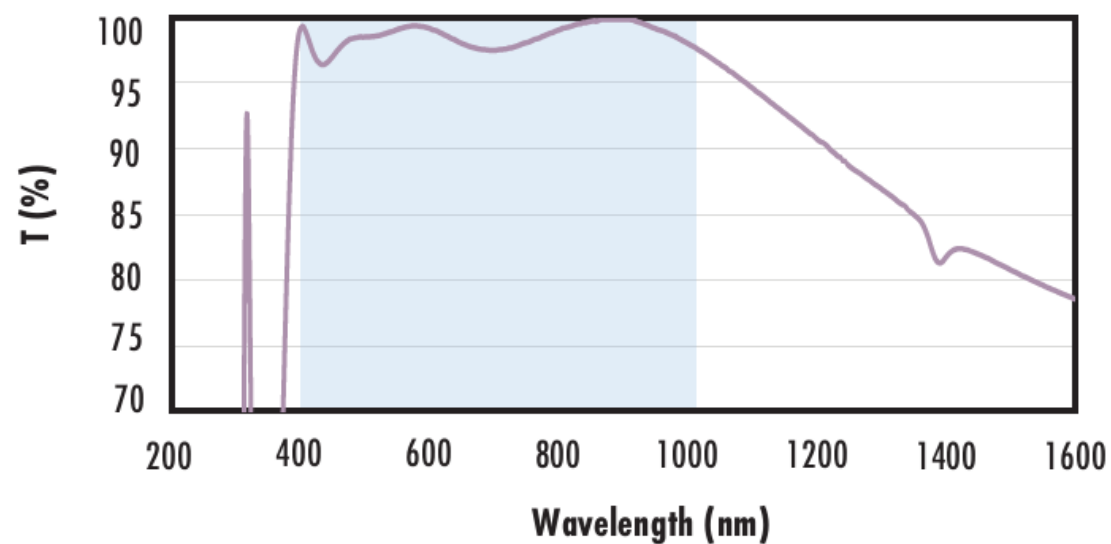
The blue shaded region indicates the coating design wavelength range, with the following specification:

$R_{avg} \leq 0.5\%$  @ 350 - 700nm

Data outside this range is not guaranteed and is for reference only.

[Click Here to Download Data](#)

### Fused Silica with VIS-NIR Coating Typical Transmission



Typical transmission of a 3mm thick fused silica window with VIS-NIR (400-1000nm) coating at 0° AOI.

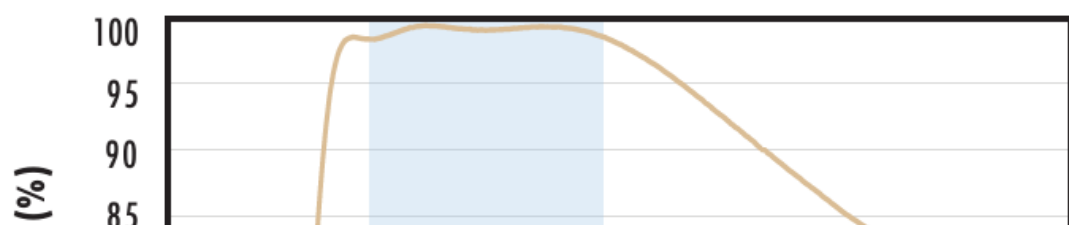
The blue shaded region indicates the coating design wavelength range, with the following specification:

$R_{abs} \leq 0.25\%$  @ 880nm  
 $R_{avg} \leq 1.25\%$  @ 400 - 870nm  
 $R_{avg} \leq 1.25\%$  @ 890 - 1000nm

Data outside this range is not guaranteed and is for reference only.

[Click Here to Download Data](#)

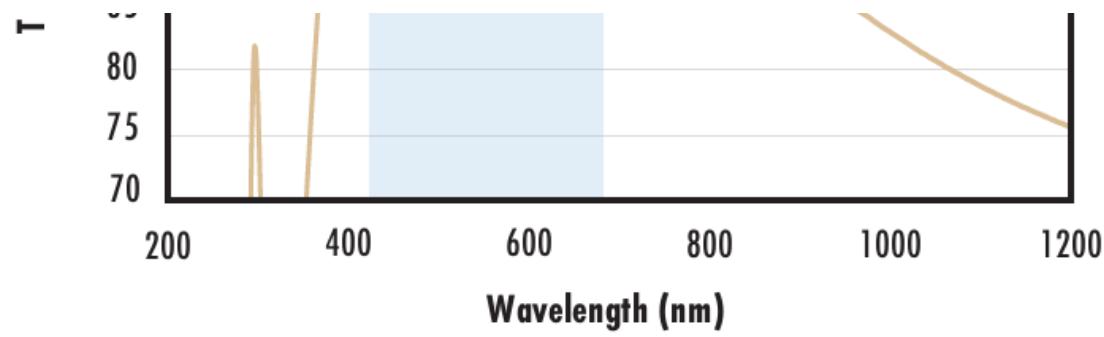
### Fused Silica with VIS 0° Coating Typical Transmission



Typical transmission of a 3mm thick fused silica window with VIS 0° (425-675nm) coating at 0° AOI.

The blue shaded region indicates the coating design wavelength range, with the following specification:

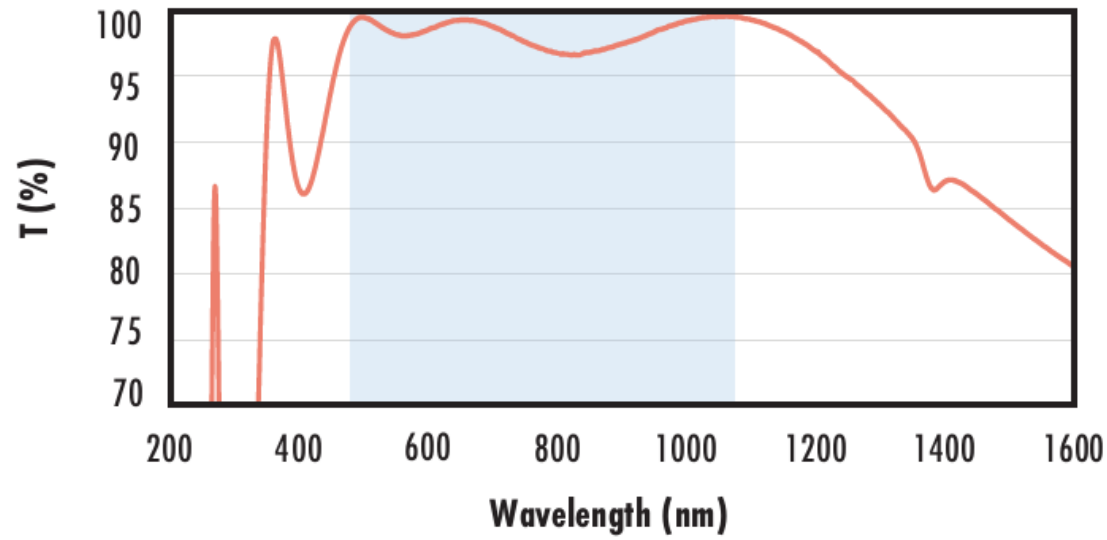
$R_{avg} \leq 0.4\%$  @ 425 - 675nm



Data outside this range is not guaranteed and is for reference only.

[Click Here to Download Data](#)

### Fused Silica with YAG-BBAR Coating Typical Transmission



Typical transmission of a 3mm thick fused silica window with YAG-BBAR (500-1100nm) coating at 0° AOI.

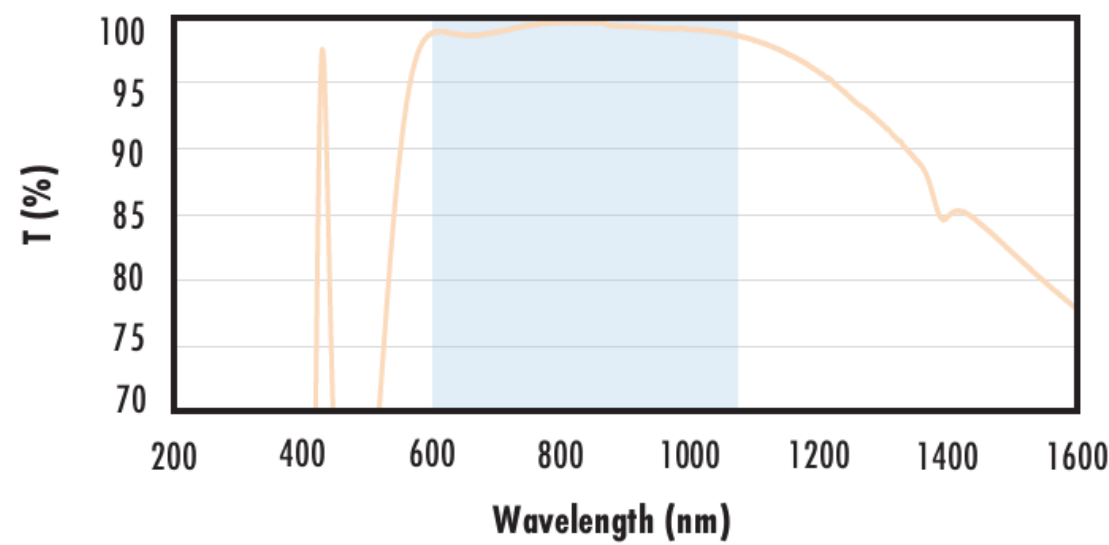
The blue shaded region indicates the coating design wavelength range, with the following specification:

$R_{abs} \leq 0.25\% @ 532nm$   
 $R_{abs} \leq 0.25\% @ 1064nm$   
 $R_{avg} \leq 1.0\% @ 500 - 1100nm$

Data outside this range is not guaranteed and is for reference only.

[Click Here to Download Data](#)

### Fused Silica with NIR I Coating Typical Transmission



Typical transmission of a 3mm thick fused silica window with NIR I (600 - 1050nm) coating at 0° AOI.

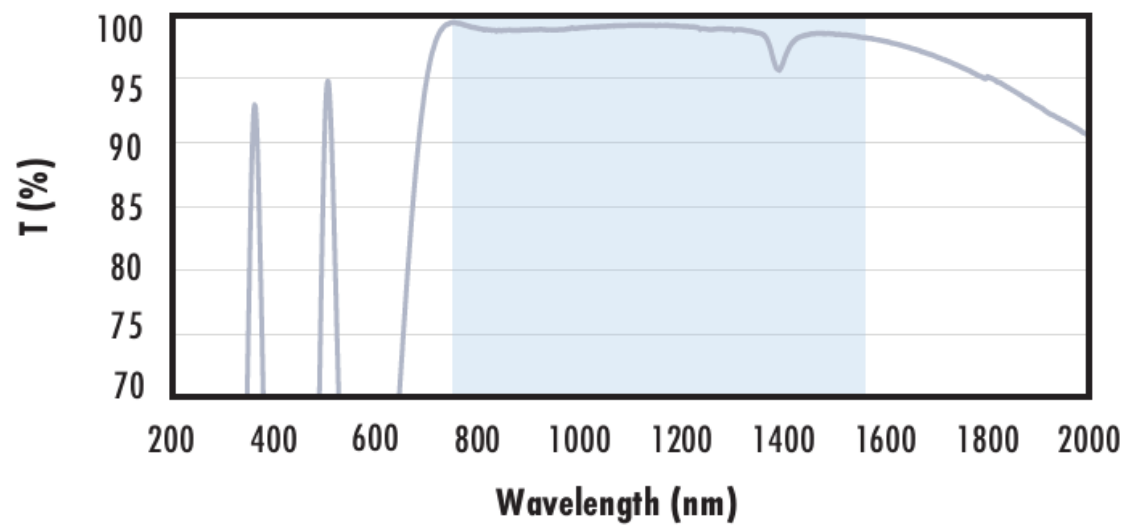
The blue shaded region indicates the coating design wavelength range, with the following specification:

$R_{avg} \leq 0.5\% @ 600 - 1050nm$

Data outside this range is not guaranteed and is for reference only.

[Click Here to Download Data](#)

### Fused Silica with NIR II Coating Typical Transmission



Typical transmission of a 3mm thick fused silica window with NIR II (750 - 1550nm) coating at 0° AOI.

The blue shaded region indicates the coating design wavelength range, with the following specification:

$R_{abs} \leq 1.5\% @ 750 - 800nm$   
 $R_{abs} \leq 1.0\% @ 800 - 1550nm$   
 $R_{avg} \leq 0.7\% @ 750 - 1550nm$

Data outside this range is not guaranteed and is for reference only.

[Click Here to Download Data](#)