


[Afficher tous les 75 produits de la même famille.](#)

TECHSPEC® 15mm de Dia. x 75mm FL, traité UV-AR, Lentille PCX UV



UV Fused Silica Plano-Convex (PCX) Lenses



Stock #84-291 **10 In Stock**

⊖ 1 ⊕ €166⁰⁰

AJOUTER AU PANIER

Prix sur Quantité	
Qté 1-5	€166,00 prix unitaire
Qté 6-25	€133,00 prix unitaire
Qté 26-49	€124,00 prix unitaire
Need More?	Demande de Devis

ⓘ Les prix sont indiqués hors TVA et droits applicables.

Espace téléchargement

Caractéristiques du produit

Type:
Plano-ConvexLens

Propriétés physiques et mécaniques

Diamètre (mm):

15.00 +0.0/-0.025

Centrage (arcmin):

<1

Épaisseur Centrale CT (mm):

3.00 ±0.10

Épaisseur au Bord ET (mm):

2.17

Ouverture Utile CA (mm):

14

Biseau:

Protective as needed

Propriétés optiques

Distance Focale EFL (mm):

75.00 @587.6nm

Distance Focale Arrière BFL (mm):

72.94

Traitement:

UV-AR (250-425nm)

Spécification du Traitement:

$R_{\text{abs}} \leq 1.0\%$ @ 250 - 425nm
 $R_{\text{avg}} \leq 0.75\%$ @ 250 - 425nm
 $R_{\text{avg}} \leq 0.5\%$ @ 370 - 420nm

Substrat:

Fused Silica (Corning 7980)

Qualité de Surface:

40-20

Power (P-V) @ 632.8nm:

1.5λ

Irregularity (P-V) @ 632.8nm:

λ/4

Tolérance Distance Focale (%):

±1

Rayon R₁ (mm):

34.39

f#:

5

Ouverture Numérique NA:

0.10

Gamme de Longueur d'Onde (nm):

250 - 425

Damage Threshold, Reference:

3 J/cm² @ 355nm, 10ns

Conformité réglementaire

RoHS 2015:

Conforme

Certificate of Conformance:

Visionner

Reach 235:

Conforme

Besoin de spécifications différentes ou de modifications ?

Edmund Optics propose des services complets de fabrication personnalisée de composants optiques et d'imagerie adaptés aux exigences de vos applications spécifiques. Qu'il s'agisse de la phase de prototypage ou de la préparation d'une production à grande échelle, nous proposons des solutions flexibles pour répondre à vos besoins. Nos ingénieurs expérimentés sont là pour vous aider, de la conception à la réalisation.

Nos capacités comprennent :

- Dimensions, matériaux, traitements, etc. personnalisés
- Qualité de surface et planéité de surface de haute précision
- Tolérances serrées et géométries complexes
- Production évolutive – du prototype à la série

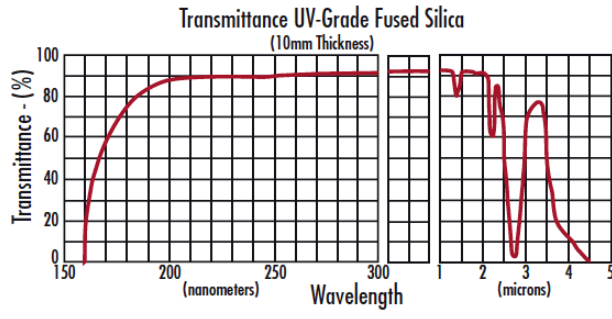
En savoir plus sur nos [capacités de fabrication sur mesure](#) ou soumettre une demande [ici](#).

Description produit

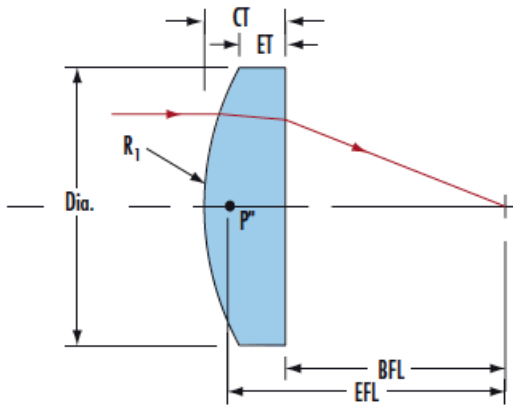
- Traitées AR pour procurer une réflexion <0,75% par surface de 250 à 425 nm
- Substrat en silice fondue de précision
- Diverses options de traitement : [Non Traitées](#), [MgF₂](#), [UV-VIS](#), [VIS-NIR](#), [VIS 0°](#), [YAG-BBAR](#), [NIR I](#), [NIR II](#) et [VIS-EXT](#)

Les Lentilles Plan-Convexes (PCX) en Silice Fondue UV Traitées UV-AR TECHSPEC® présentent des spécifications de précision et une variété d'options de traitement sur un substrat à large bande. La silice fondue est couramment utilisée dans des applications allant de l'ultraviolet (UV) au proche infrarouge (NIR). Son faible indice de réfraction, son faible coefficient de dilatation thermique et sa faible teneur en inclusions la rendent idéale pour les applications laser et les conditions environnementales difficiles. Les Lentilles Plan-Convexes (PCX) en Silice Fondue UV Traitées UV-AR TECHSPEC® présentent des spécifications de centrage et de diamètre à la pointe de l'industrie, ce qui les rend idéales pour l'intégration dans des applications d'imagerie et de mesure exigeantes. Ces lentilles sont dotées d'un traitement UV-AR afin d'augmenter leurs performances dans le domaine de l'ultraviolet.

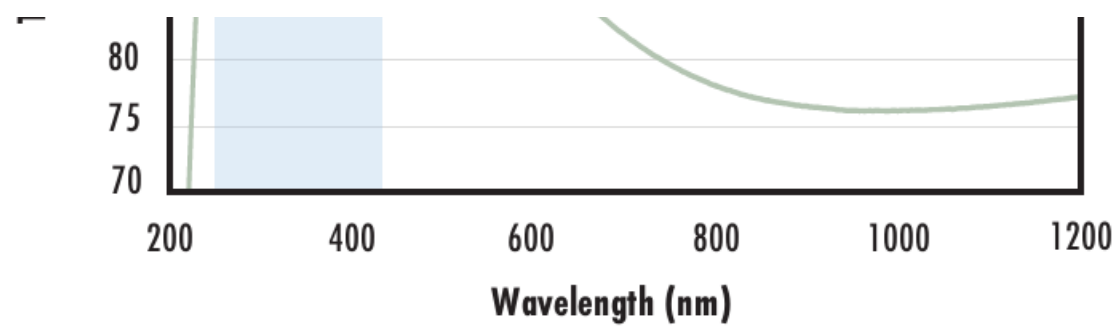
Informations techniques



UV FS Transmission Curve

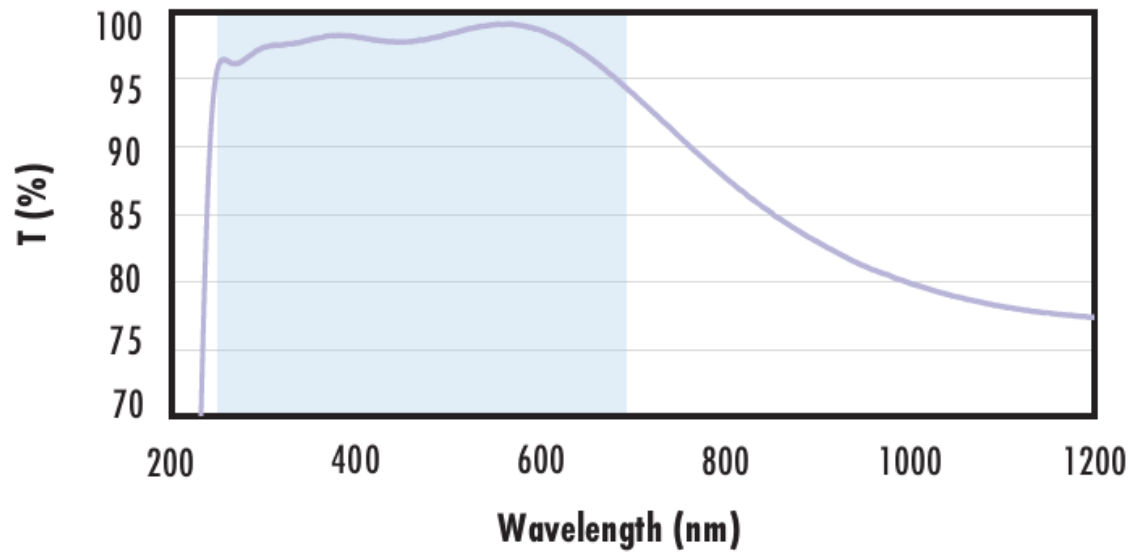


FUSED SILICA	
<p style="text-align: center;">Uncoated Fused Silica Typical Transmission</p> <p>The graph shows typical transmission for uncoated fused silica. The y-axis is T (%) from 70 to 100. The x-axis is Wavelength (nm) from 200 to 2200. The transmission is high, around 95%, with a small dip at 1400 nm.</p>	<p>Typical transmission of a 3mm thick, uncoated fused silica window across the UV- NIR spectra.</p> <p style="text-align: center;">Click Here to Download Data</p>
<p style="text-align: center;">Fused Silica with MgF₂ Coating Typical Transmission</p> <p>The graph shows typical transmission for fused silica with MgF₂ coating. The y-axis is T (%) from 70 to 100. The x-axis is Wavelength (nm) from 200 to 2200. A blue shaded region indicates the coating design wavelength range from 400 nm to 700 nm, where transmission is maintained above 95%.</p>	<p>Typical transmission of a 3mm thick fused silica window with MgF₂ (400-700nm) coating at 0° AOI.</p> <p>The blue shaded region indicates the coating design wavelength range, with the following specification:</p> <p style="text-align: center;">$R_{avg} \leq 1.75\% @ 400 - 700\text{nm (N-BK7)}$</p> <p>Data outside this range is not guaranteed and is for reference only.</p> <p style="text-align: center;">Click Here to Download Data</p>
<p style="text-align: center;">Fused Silica with UV-AR Coating Typical Transmission</p> <p>The graph shows typical transmission for fused silica with UV-AR coating. The y-axis is T (%) from 85 to 100. The x-axis is Wavelength (nm) from 200 to 2200. A blue shaded region indicates the coating design wavelength range from 250 nm to 425 nm, where transmission is maintained above 95%.</p>	<p>Typical transmission of a 3mm thick fused silica window with UV-AR (250-425nm) coating at 0° AOI.</p> <p>The blue shaded region indicates the coating design wavelength range, with the following specification:</p> <p style="text-align: center;">$R_{abs} \leq 1.0\% @ 250 - 425\text{nm}$ $R_{avg} \leq 0.75\% @ 250 - 425\text{nm}$</p>



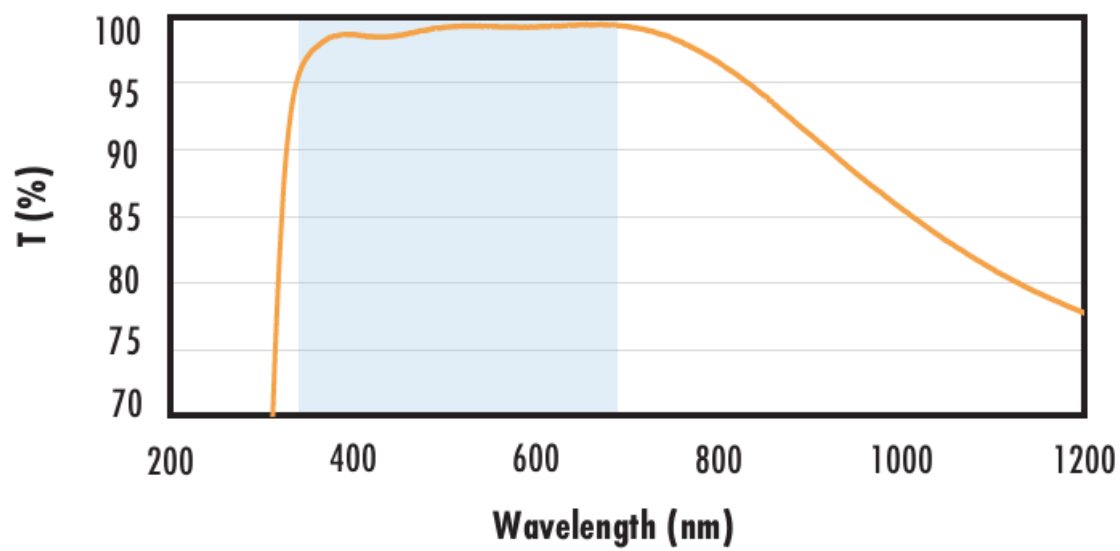
$R_{avg} \leq 0.5\% @ 370 - 420nm$
 Data outside this range is not guaranteed and is for reference only.
[Click Here to Download Data](#)

Fused Silica with UV-VIS Coating Typical Transmission



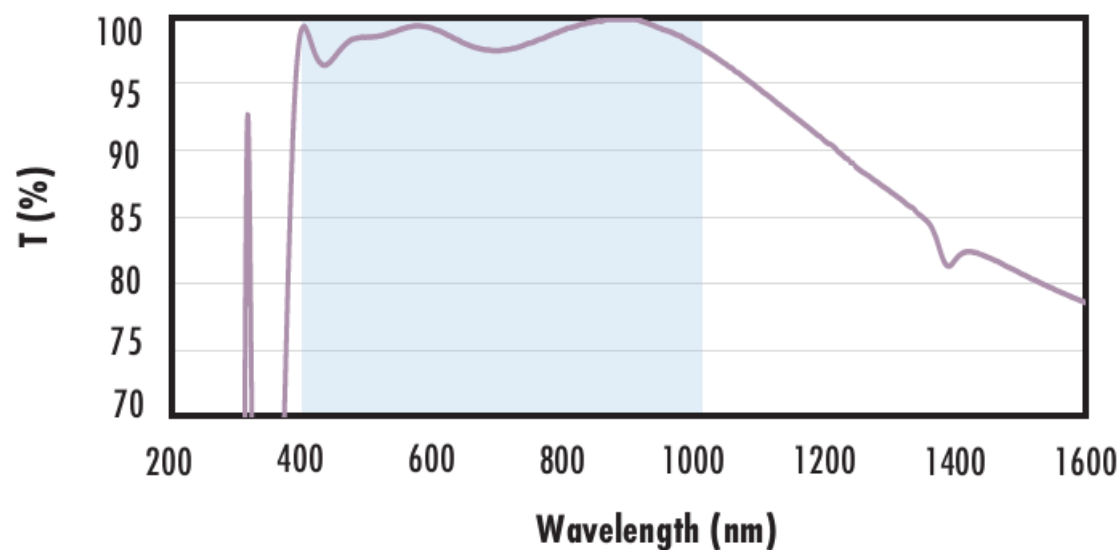
Typical transmission of a 3mm thick fused silica window with UV-VIS (250-700nm) coating at 0° AOI.
 The blue shaded region indicates the coating design wavelength range, with the following specification:
 $R_{abs} \leq 1.0\% @ 350 - 450nm$
 $R_{avg} \leq 1.5\% @ 250 - 700nm$
 Data outside this range is not guaranteed and is for reference only.
[Click Here to Download Data](#)

Fused Silica with VIS-EXT Coating Typical Transmission



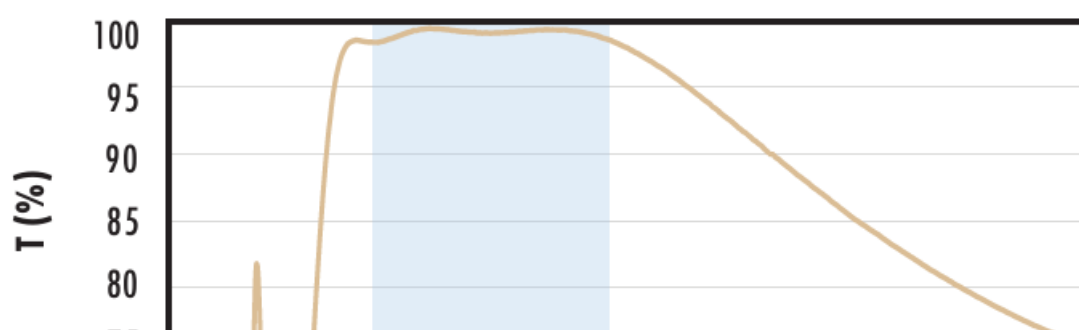
Typical transmission of a 3mm thick fused silica window with VIS-EXT (350-700nm) coating at 0° AOI.
 The blue shaded region indicates the coating design wavelength range, with the following specification:
 $R_{avg} \leq 0.5\% @ 350 - 700nm$
 Data outside this range is not guaranteed and is for reference only.
[Click Here to Download Data](#)

Fused Silica with VIS-NIR Coating Typical Transmission

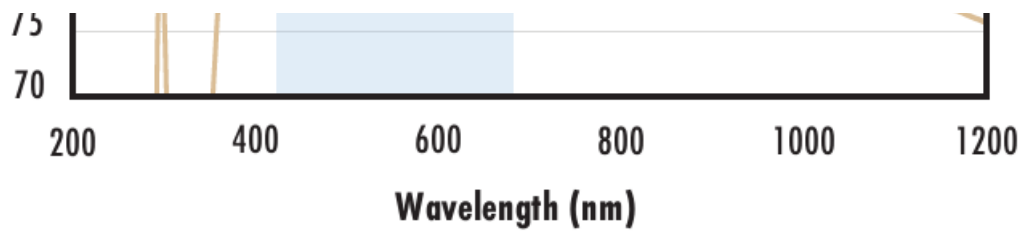


Typical transmission of a 3mm thick fused silica window with VIS-NIR (400-1000nm) coating at 0° AOI.
 The blue shaded region indicates the coating design wavelength range, with the following specification:
 $R_{abs} \leq 0.25\% @ 880nm$
 $R_{avg} \leq 1.25\% @ 400 - 870nm$
 $R_{avg} \leq 1.25\% @ 890 - 1000nm$
 Data outside this range is not guaranteed and is for reference only.
[Click Here to Download Data](#)

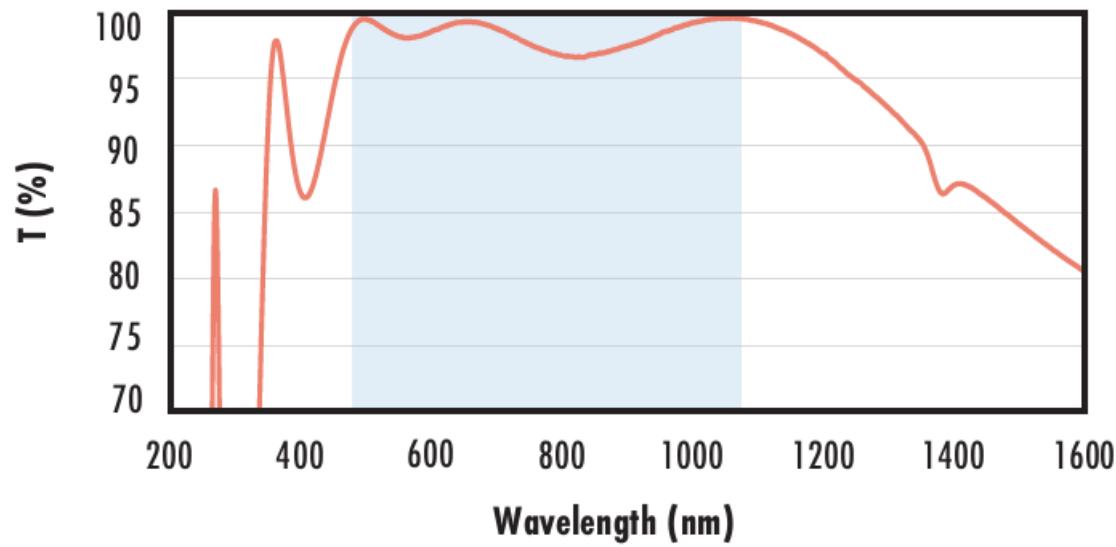
Fused Silica with VIS 0° Coating Typical Transmission



Typical transmission of a 3mm thick fused silica window with VIS 0° (425-675nm) coating at 0° AOI.
 The blue shaded region indicates the coating design wavelength range, with the following specification:
 $R_{avg} \leq 0.4\% @ 425 - 675nm$
 Data outside this range is not guaranteed and is for reference only.
[Click Here to Download Data](#)



**Fused Silica with YAG-BBAR Coating
Typical Transmission**



Typical transmission of a 3mm thick fused silica window with YAG-BBAR (500-1100nm) coating at 0° AOI.

The blue shaded region indicates the coating design wavelength range, with the following specification:

$$R_{abs} \leq 0.25\% @ 532nm$$

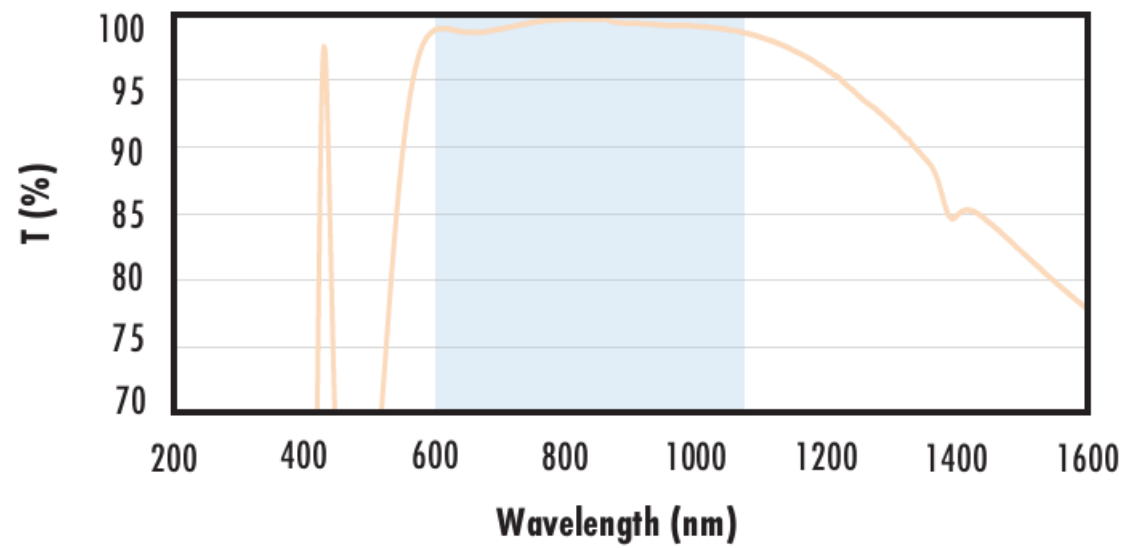
$$R_{abs} \leq 0.25\% @ 1064nm$$

$$R_{avg} \leq 1.0\% @ 500 - 1100nm$$

Data outside this range is not guaranteed and is for reference only.

[Click Here to Download Data](#)

**Fused Silica with NIR I Coating
Typical Transmission**



Typical transmission of a 3mm thick fused silica window with NIR I (600 - 1050nm) coating at 0° AOI.

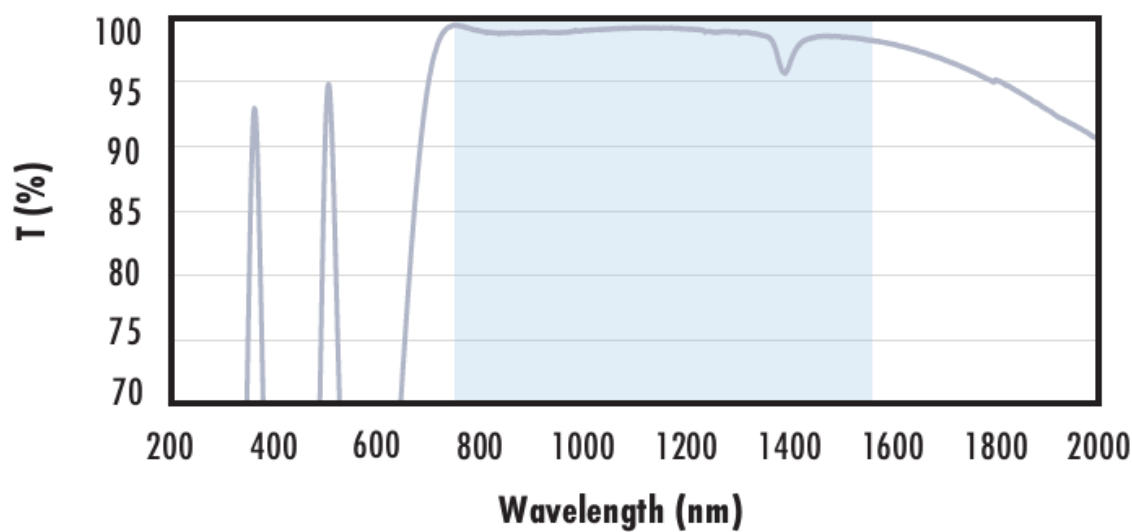
The blue shaded region indicates the coating design wavelength range, with the following specification:

$$R_{avg} \leq 0.5\% @ 600 - 1050nm$$

Data outside this range is not guaranteed and is for reference only.

[Click Here to Download Data](#)

**Fused Silica with NIR II Coating
Typical Transmission**



Typical transmission of a 3mm thick fused silica window with NIR II (750 - 1550nm) coating at 0° AOI.

The blue shaded region indicates the coating design wavelength range, with the following specification:

$$R_{abs} \leq 1.5\% @ 750 - 800nm$$

$$R_{abs} \leq 1.0\% @ 800 - 1550nm$$

$$R_{avg} \leq 0.7\% @ 750 - 1550nm$$

Data outside this range is not guaranteed and is for reference only.

[Click Here to Download Data](#)

Montures compatibles