

[Afficher tous les 259 produits de la même famille.](#)

TECHSPEC® 15mm Dia, 2mm Épaisseur, non traité, N/10 Fenêtre en Silice Fondue



Stock #47-194 **20+ In Stock**

- 1 + €141^{.00}

AJOUTER AU PANIER

Prix sur Quantité	
Qté 1-5	€141,00 prix unitaire
Qté 6-25	€112,00 prix unitaire
Qté 26-49	€105,00 prix unitaire
Need More?	Demande de Devis

ⓘ Les prix sont indiqués hors TVA et droits applicables.

Espace téléchargement

Caractéristiques du produit

Protective Window **Type:**

Glass **Type of Window:**

Propriétés physiques et mécaniques

12.00 **Ouverture Utile CA (mm):**

15.00 +0.00/-0.20	Diamètre (mm):
2.00 ±0.10	Épaisseur (mm):
+0.00/-0.20	Tolérance Dimensionnelle (mm):
Protective as needed	Biseau:
80	Ouverture Utile (%):
Fine Ground	Bords:
<5	Parallélisme (arcsec):
0.16	Rapport de Poisson:
73	Module d'Élasticité de Young (GPa):
522.00	Dureté de Knoop (kg/mm²):

Propriétés optiques

Uncoated	Traitement:
Fused Silica (Corning 7980)	Substrat: <input type="checkbox"/>
1.458	Indice de Réfraction (n_d):
20-10	Qualité de Surface:
λ/10	Front d'Onde Transmis, P-V:
67.8	Nombre d'Abbe (v_d):
200 - 2200	Gamme de Longueur d'Onde (nm):

Propriétés des matériaux

2.20	Densité (g/cm³):
0.52 (+5 to +35°C) 0.57 (0 to +200°C) 0.48 (-100 to +200°C)	Coefficient d'Expansion Thermique CTE (10⁻⁶/°C):
7980 0G	Fused Silica Grade:

Conformité réglementaire

Conforme	RoHS 2015:
Conforme	Reach 219:
Visionner	Certificate of Conformance:

Besoin de spécifications différentes ou de modifications ?

Edmund Optics propose des services complets de fabrication personnalisée de composants optiques et d'imagerie adaptés aux exigences de vos applications spécifiques. Qu'il s'agisse de la phase de prototypage ou de la préparation d'une production à grande échelle, nous proposons des solutions flexibles pour répondre à vos besoins. Nos ingénieurs expérimentés sont là pour vous aider, de la conception à la réalisation.

Nos capacités comprennent :

- Dimensions, matériaux, traitements, etc. personnalisés
- Qualité de surface et planéité de surface de haute précision
- Tolérances serrées et géométries complexes
- Production évolutive – du prototype à la série

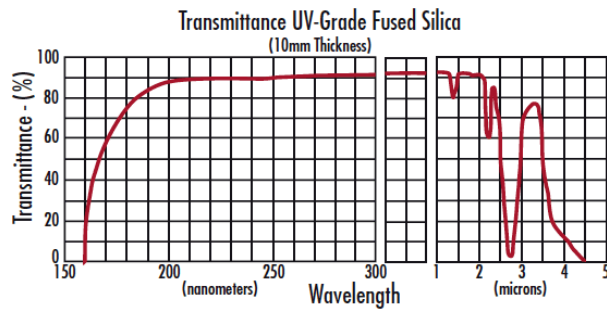
En savoir plus sur nos [capacités de fabrication sur mesure](#) ou soumettre une demande [ici](#).

Description produit

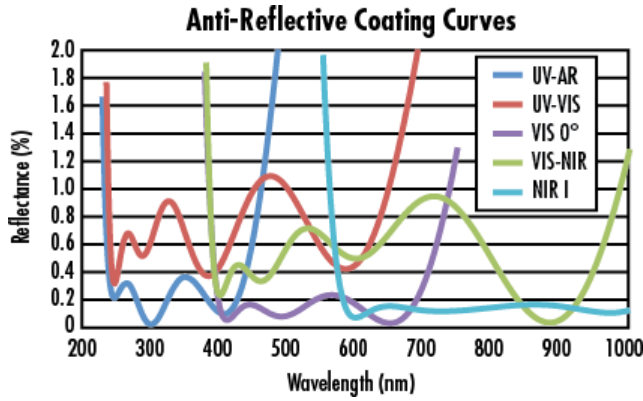
- Versions traitées antireflets UV-VIS et UV disponibles
- Distorsion du front d'onde transmis λ/10
- Dimensions allant de 5 à 150 mm de diamètre
- Fenêtres en Silice Fondue 1λ ou λ/4 également disponibles

Nos Fenêtres λ/10 en Silice Fondue UV TECHSPEC® se caractérisent par un parallélisme et une qualité de surface indice laser. Par ailleurs, ces fenêtres limiteront la distorsion du front d'onde transmis à λ/10. Les caractéristiques de transmission supérieures, les excellentes propriétés thermiques et les spécifications de fabrication haute tolérance font de ces fenêtres un excellent choix pour les applications plus exigeantes. Les Fenêtres λ/10 en Silice

Informations techniques

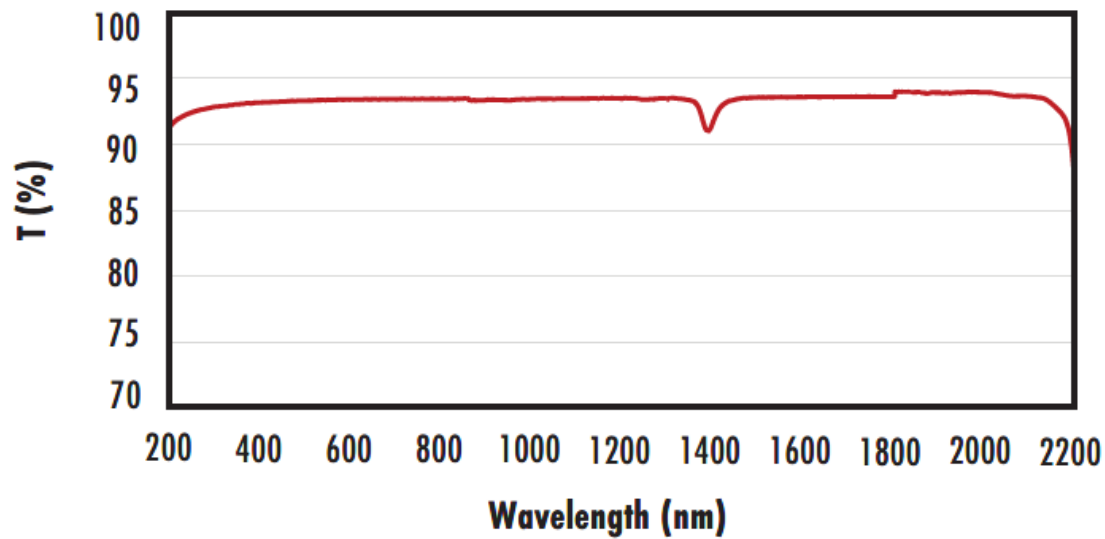


UV FS Transmission Curve



FUSED SILICA

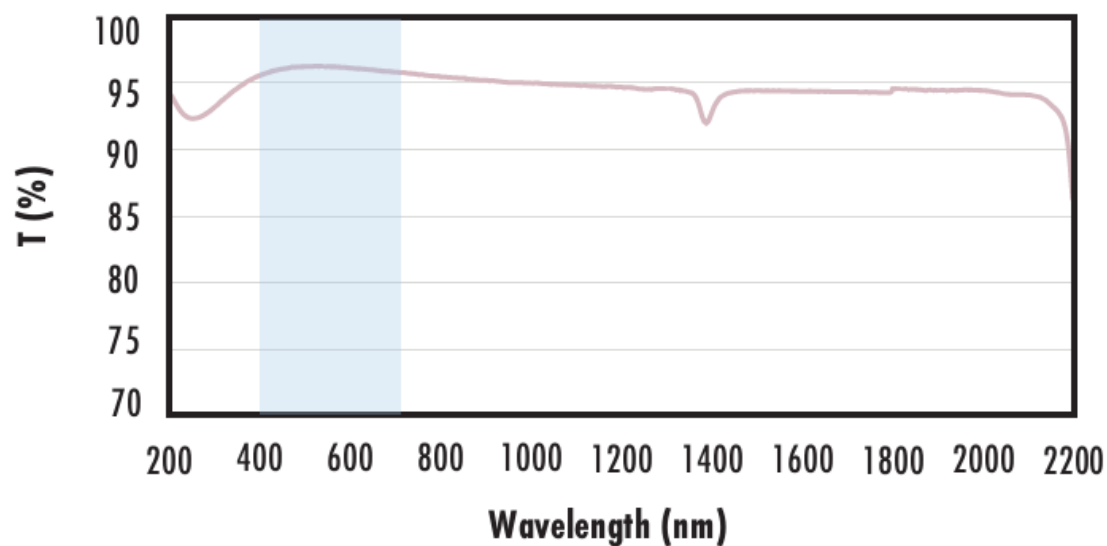
Uncoated Fused Silica Typical Transmission



Typical transmission of a 3mm thick, uncoated fused silica window across the UV - NIR spectra.

[Click Here to Download Data](#)

Fused Silica with MgF₂ Coating Typical Transmission



Typical transmission of a 3mm thick fused silica window with MgF₂ (400-700nm) coating at 0° AOI.


The blue shaded region indicates the coating design wavelength range, with the following specification:

$$R_{avg} \leq 1.75\% @ 400 - 700\text{nm (N-BK7)}$$

Data outside this range is not guaranteed and is for reference only.

[Click Here to Download Data](#)

Fused Silica with UV-AR Coating Typical Transmission



Typical transmission of a 3mm thick fused silica window with UV-AR (250-425nm) coating at 0° AOI.

The blue shaded region indicates the coating design wavelength range, with the following specification:

$$R_{abs} \leq 1.0\% @ 250 - 425\text{nm}$$

$$R_{avg} \leq 0.75\% @ 250 - 425\text{nm}$$



$R_{avg} \leq 0.5\% @ 370 - 420nm$
 Data outside this range is not guaranteed and is for reference only.
[Click Here to Download Data](#)

Fused Silica with UV-VIS Coating Typical Transmission



Typical transmission of a 3mm thick fused silica window with UV-VIS (250-700nm) coating at 0° AOI.
 The blue shaded region indicates the coating design wavelength range, with the following specification:

$R_{abs} \leq 1.0\% @ 350 - 450nm$
 $R_{avg} \leq 1.5\% @ 250 - 700nm$

Data outside this range is not guaranteed and is for reference only.
[Click Here to Download Data](#)

Fused Silica with VIS-EXT Coating Typical Transmission



Typical transmission of a 3mm thick fused silica window with VIS-EXT (350-700nm) coating at 0° AOI.

The blue shaded region indicates the coating design wavelength range, with the following specification:

$R_{avg} \leq 0.5\% @ 350 - 700nm$

Data outside this range is not guaranteed and is for reference only.

[Click Here to Download Data](#)

Fused Silica with VIS-NIR Coating Typical Transmission



Typical transmission of a 3mm thick fused silica window with VIS-NIR (400-1000nm) coating at 0° AOI.

The blue shaded region indicates the coating design wavelength range, with the following specification:

$R_{abs} \leq 0.25\% @ 880nm$
 $R_{avg} \leq 1.25\% @ 400 - 870nm$
 $R_{avg} \leq 1.25\% @ 890 - 1000nm$

Data outside this range is not guaranteed and is for reference only.

[Click Here to Download Data](#)

Fused Silica with VIS 0° Coating Typical Transmission



Typical transmission of a 3mm thick fused silica window with VIS 0° (425-675nm) coating at 0° AOI.

The blue shaded region indicates the coating design wavelength range, with the following specification:

$R_{avg} \leq 0.4\% @ 425 - 675nm$

Data outside this range is not guaranteed and is for reference only.

[Click Here to Download Data](#)



**Fused Silica with YAG-BBAR Coating
Typical Transmission**



Typical transmission of a 3mm thick fused silica window with YAG-BBAR (500-1100nm) coating at 0° AOI.

The blue shaded region indicates the coating design wavelength range, with the following specification:

$$R_{abs} \leq 0.25\% @ 532\text{nm}$$

$$R_{abs} \leq 0.25\% @ 1064\text{nm}$$

$$R_{avg} \leq 1.0\% @ 500 - 1100\text{nm}$$

Data outside this range is not guaranteed and is for reference only.

[Click Here to Download Data](#)

**Fused Silica with NIR I Coating
Typical Transmission**



Typical transmission of a 3mm thick fused silica window with NIR I (600 - 1050nm) coating at 0° AOI.

The blue shaded region indicates the coating design wavelength range, with the following specification:

$$R_{avg} \leq 0.5\% @ 600 - 1050\text{nm}$$

Data outside this range is not guaranteed and is for reference only.

[Click Here to Download Data](#)

**Fused Silica with NIR II Coating
Typical Transmission**



Typical transmission of a 3mm thick fused silica window with NIR II (750 - 1550nm) coating at 0° AOI.

The blue shaded region indicates the coating design wavelength range, with the following specification:

$$R_{abs} \leq 1.5\% @ 750 - 800\text{nm}$$

$$R_{abs} \leq 1.0\% @ 800 - 1550\text{nm}$$

$$R_{avg} \leq 0.7\% @ 750 - 1550\text{nm}$$

Data outside this range is not guaranteed and is for reference only.

[Click Here to Download Data](#)

Montures compatibles