


[Afficher tous les 14 produits de la même famille.](#)

TECHSPEC® 12mm Dia. x -45mm EFL, Traité UV-AR, Lentille DCV - UV



UV Fused Silica Plano-Concave (PCV) Lenses



Stock **#48-061** **4 In Stock**

[D'autres traitements](#)

⊖ 1 ⊕ €160⁰⁰

AJOUTER AU PANIER

| Prix sur Quantité | |
|-------------------|----------------------------------|
| Qté 1-5 | €160,00 prix unitaire |
| Qté 6-25 | €128,00 prix unitaire |
| Qté 26-49 | €121,00 prix unitaire |
| Need More? | Demande de Devis |

ⓘ Les prix sont indiqués hors TVA et droits applicables.

Espace téléchargement

Caractéristiques du produit

Double-Concave Lens

Type:

Max. Flat Annulus is 0,3mm

Remarque:

Propriétés physiques et mécaniques

Diamètre (mm):
12.00 +0.0/-0.025

Épaisseur Centrale CT (mm):
2.00

Tolérance Épaisseur Centrale (mm):
±0.05

Centrage (arcmin):
<1

Ouverture Utile CA (mm):
11.0

Épaisseur au Bord ET (mm):
2.79

Propriétés optiques

Distance Focale EFL (mm):
-45.00

Substrat:
Fused Silica (Corning 7980)

f#:
3.75

Ouverture Numérique NA:
0.13

Traitement:
UV-AR (250-425nm)

Gamme de Longueur d'Onde (nm):
250 - 425

Distance Focale Arrière BFL (mm):
-45.68

Spécification du Traitement:
R_{abs} ≤ 1.0% @ 250 - 425nm
R_{avg} ≤ 0.75% @ 250 - 425nm
R_{avg} ≤ 0.5% @ 370 - 420nm

Longueur d'Onde à la Focale Donnée (nm):
587.6

Tolérance Distance Focale (%):
±2

Rayon R₁=R₂ (mm):
-41.57

Qualité de Surface:
40-20

Damage Threshold, Reference:
3 J/cm² @ 355nm, 10ns

Power (P-V) @ 632.8nm:
1.5λ

Irregularity (P-V) @ 632.8nm:
λ/4

Conformité réglementaire

RoHS 2015:
Conforme

Certificate of Conformance:
Visionner

Reach 235:
Conforme

Besoin de spécifications différentes ou de modifications ?

Edmund Optics propose des services complets de fabrication personnalisée de composants optiques et d'imagerie adaptés aux exigences de vos applications spécifiques. Qu'il s'agisse de la phase de prototypage ou de la préparation d'une production à grande échelle, nous proposons des solutions flexibles pour répondre à vos besoins. Nos ingénieurs expérimentés sont là pour vous aider, de la conception à la réalisation.

Nos capacités comprennent :

- Dimensions, matériaux, traitements, etc. personnalisés
- Qualité de surface et planéité de surface de haute précision
- Tolérances serrées et géométries complexes
- Production évolutive – du prototype à la série

En savoir plus sur nos [capacités de fabrication sur mesure](#) ou soumettre une demande [ici](#).

Description produit

- Distances focales négatives pour les applications d'expansion de faisceau ou de projection de lumière
- Gamme de longueurs d'onde de 200 à 2200 nm
- Option de traitement AR UV-populaire disponible

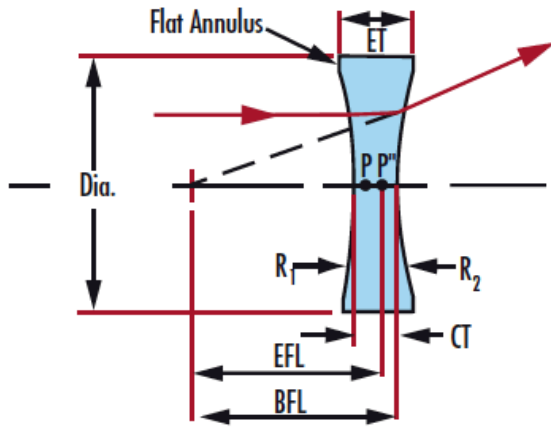
Les Lentilles Biconcaves en Silice Fondue UV (DCV) TECHSPEC® sont fabriquées à l'aide d'un équipement CNC à la pointe de la technologie. La précision de la surface et la performance de ces optiques est garantie grâce à

l'interféromètre GPI-XP de Zygo. Les lentilles de qualité UV sont fabriquées avec précision en utilisant de la silice fondue synthétique de qualité recherche. En plus d'offrir une excellente transmission et de fonctionner à hautes températures, les Lentilles Biconcaves en Silice Fondue UV (DCV) TECHSPEC® bénéficient également d'une inclusion et d'une pureté chimique exceptionnelles. Ces lentilles sont idéales pour de nombreuses applications lasers et d'imagerie, particulièrement celles utilisant des longueurs d'ondes dans l'UV. Un traitement antireflets à large bande est disponible, optimisant la transmission dans le spectre UV.

Informations techniques



UV FS Transmission Curve



FUSED SILICA

Uncoated Fused Silica Typical Transmission



Typical transmission of a 3mm thick, uncoated fused silica window across the UV - NIR spectra.

[Click Here to Download Data](#)

Fused Silica with MgF₂ Coating Typical Transmission



Typical transmission of a 3mm thick fused silica window with MgF₂ (400-700nm) coating at 0° AOI.

The blue shaded region indicates the coating design wavelength range, with the following specification:

$R_{avg} \leq 1.75\%$ @ 400 - 700nm (N-BK7)

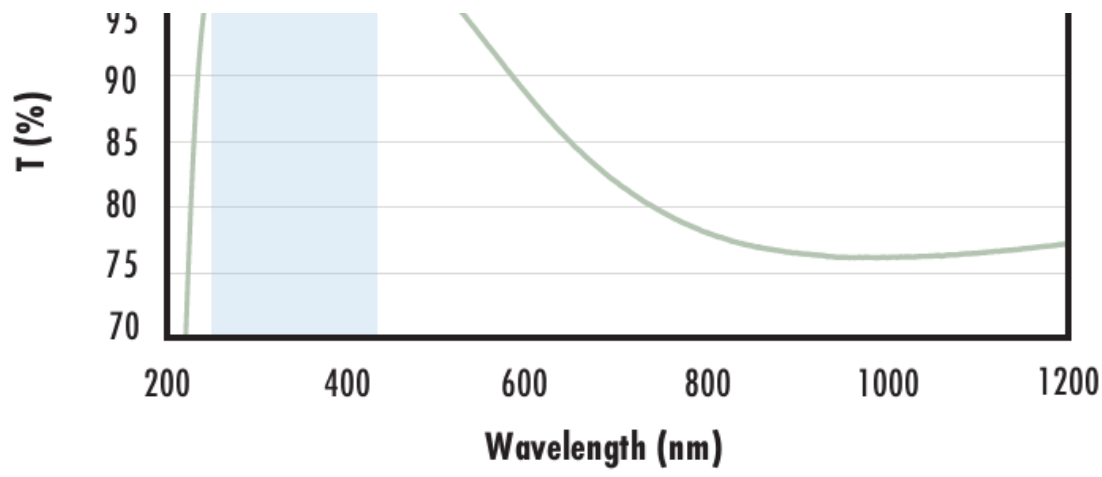
Data outside this range is not guaranteed and is for reference only.

[Click Here to Download Data](#)

Fused Silica with UV-AR Coating Typical Transmission



Typical transmission of a 3mm thick fused silica window with UV-AR (250-425nm) coating at 0° AOI



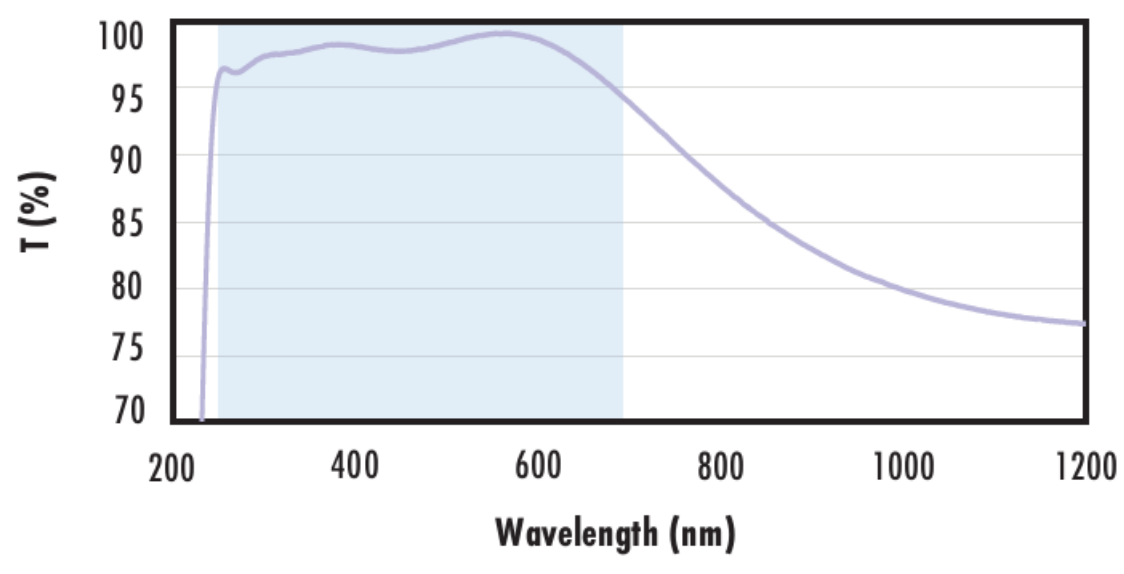
The blue shaded region indicates the coating design wavelength range, with the following specification:

- $R_{abs} \leq 1.0\%$ @ 250 - 425nm
- $R_{avg} \leq 0.75\%$ @ 250 - 425nm
- $R_{avg} \leq 0.5\%$ @ 370 - 420nm

Data outside this range is not guaranteed and is for reference only.

[Click Here to Download Data](#)

Fused Silica with UV-VIS Coating Typical Transmission



Typical transmission of a 3mm thick fused silica window with UV-VIS (250-700nm) coating at 0° AOI.

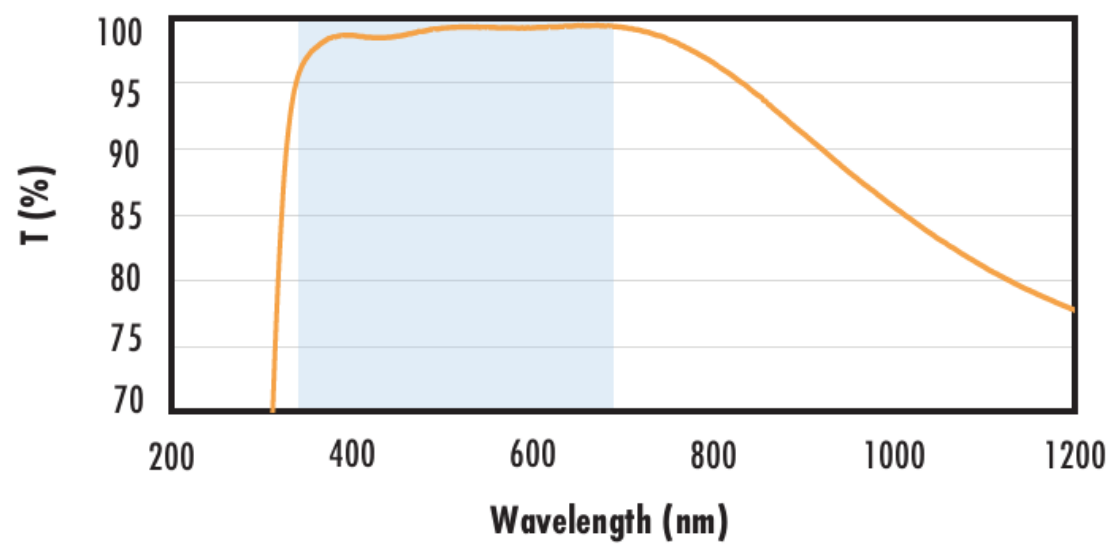
The blue shaded region indicates the coating design wavelength range, with the following specification:

- $R_{abs} \leq 1.0\%$ @ 350 - 450nm
- $R_{avg} \leq 1.5\%$ @ 250 - 700nm

Data outside this range is not guaranteed and is for reference only.

[Click Here to Download Data](#)

Fused Silica with VIS-EXT Coating Typical Transmission



Typical transmission of a 3mm thick fused silica window with VIS-EXT (350-700nm) coating at 0° AOI.

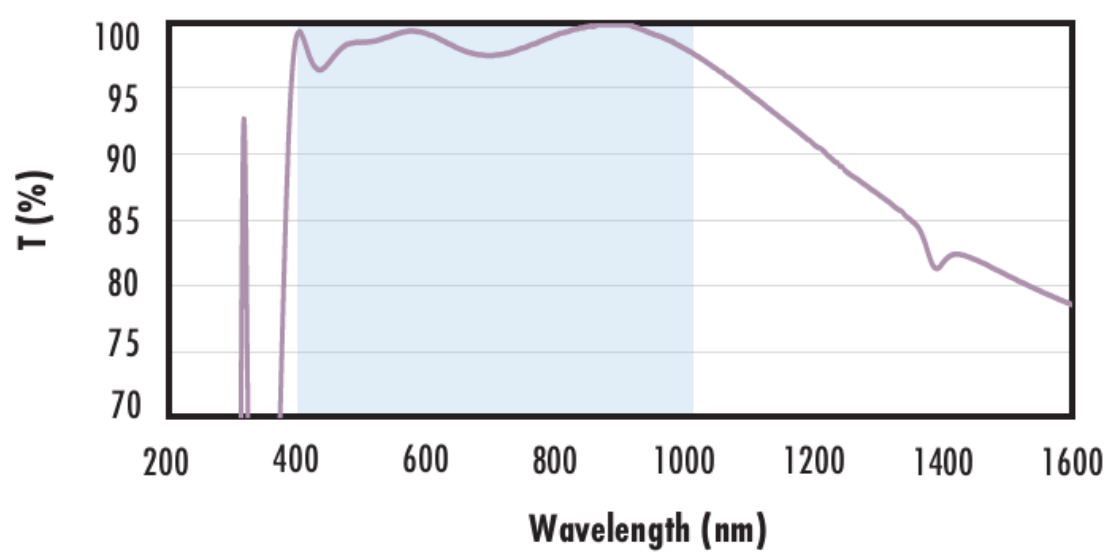
The blue shaded region indicates the coating design wavelength range, with the following specification:

- $R_{avg} \leq 0.5\%$ @ 350 - 700nm

Data outside this range is not guaranteed and is for reference only.

[Click Here to Download Data](#)

Fused Silica with VIS-NIR Coating Typical Transmission



Typical transmission of a 3mm thick fused silica window with VIS-NIR (400-1000nm) coating at 0° AOI.

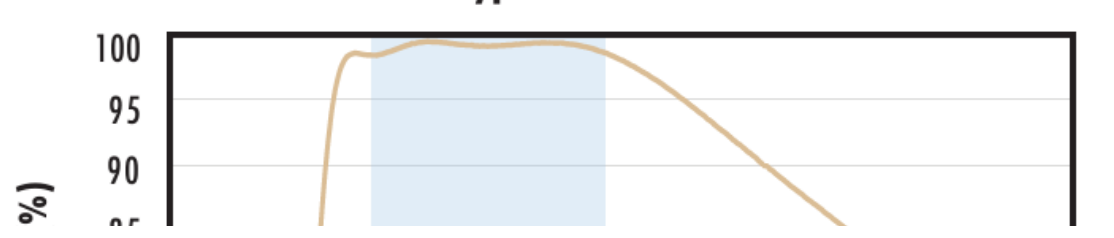
The blue shaded region indicates the coating design wavelength range, with the following specification:

- $R_{abs} \leq 0.25\%$ @ 880nm
- $R_{avg} \leq 1.25\%$ @ 400 - 870nm
- $R_{avg} \leq 1.25\%$ @ 890 - 1000nm

Data outside this range is not guaranteed and is for reference only.

[Click Here to Download Data](#)

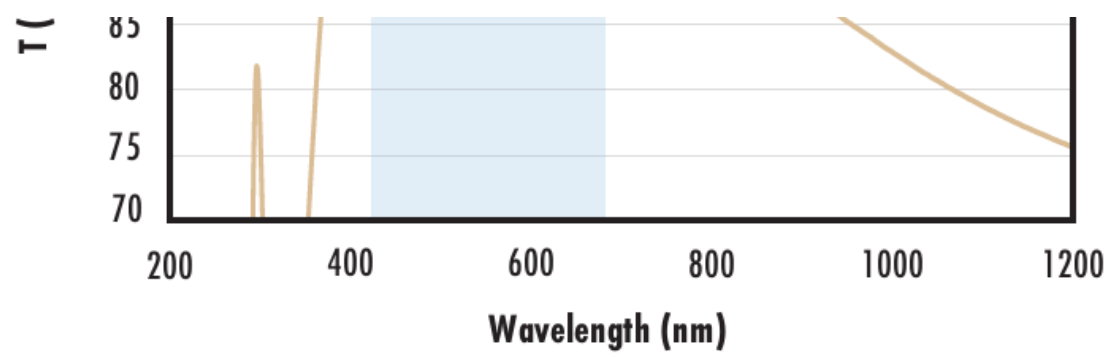
Fused Silica with VIS 0° Coating Typical Transmission



Typical transmission of a 3mm thick fused silica window with VIS 0° (425-675nm) coating at 0° AOI.

The blue shaded region indicates the coating design wavelength range, with the following specification:

- $R_{abs} \leq 0.1\%$ @ 425 - 675nm



$R_{avg} = 0.4\% @ 425 - 1070nm$
 Data outside this range is not guaranteed and is for reference only.
[Click Here to Download Data](#)

**Fused Silica with YAG-BBAR Coating
 Typical Transmission**



Typical transmission of a 3mm thick fused silica window with YAG-BBAR (500-1100nm) coating at 0° AOI.
 The blue shaded region indicates the coating design wavelength range, with the following specification:

- $R_{abs} \leq 0.25\% @ 532nm$
- $R_{abs} \leq 0.25\% @ 1064nm$
- $R_{avg} \leq 1.0\% @ 500 - 1100nm$

Data outside this range is not guaranteed and is for reference only.

[Click Here to Download Data](#)

**Fused Silica with NIR I Coating
 Typical Transmission**



Typical transmission of a 3mm thick fused silica window with NIR I (600 - 1050nm) coating at 0° AOI.

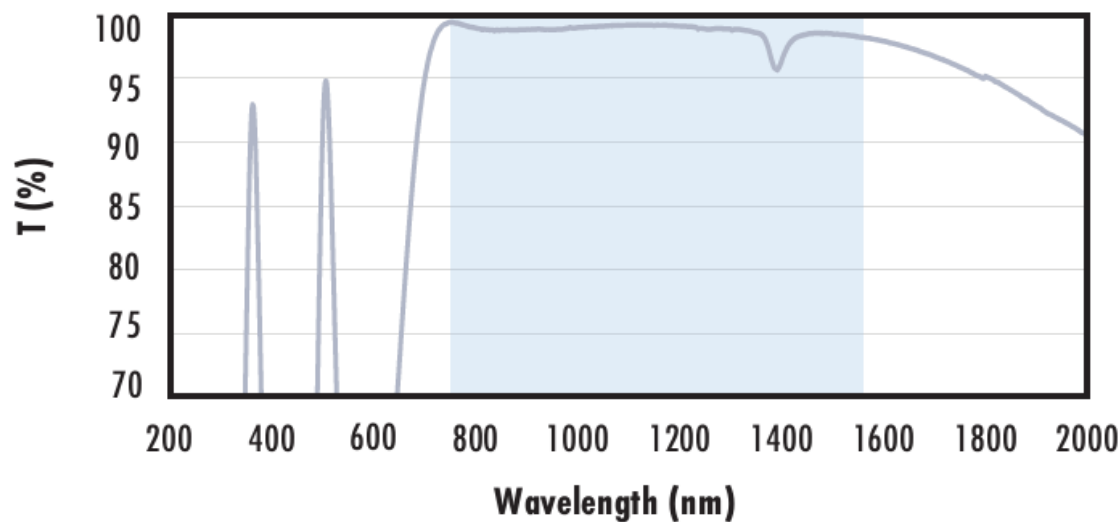
The blue shaded region indicates the coating design wavelength range, with the following specification:

- $R_{avg} \leq 0.5\% @ 600 - 1050nm$

Data outside this range is not guaranteed and is for reference only.

[Click Here to Download Data](#)

**Fused Silica with NIR II Coating
 Typical Transmission**



Typical transmission of a 3mm thick fused silica window with NIR II (750 - 1550nm) coating at 0° AOI.

The blue shaded region indicates the coating design wavelength range, with the following specification:

- $R_{abs} \leq 1.5\% @ 750 - 800nm$
- $R_{abs} \leq 1.0\% @ 800 - 1550nm$
- $R_{avg} \leq 0.7\% @ 750 - 1550nm$

Data outside this range is not guaranteed and is for reference only.

[Click Here to Download Data](#)

Montures compatibles