


[Afficher tous les 165 produits de la même famille.](#)

TECHSPEC®

10 mm Dia. x 15 mm EFL, Bords Noircis, Traitée VIS-EXT,, Lentille Bi-Convex (DCX)



Stock **#89-154-INK** [CONTACT](#)

[D'autres traitements](#)

⊖ 1 ⊕ €62.⁰⁰

AJOUTER AU PANIER

Prix sur Quantité	
Qté 1-9	€62,00 prix unitaire
Qté 10-24	€56,00 prix unitaire
Qté 25-99	€49,75 prix unitaire
Need More?	Demande de Devis

ⓘ Les prix sont indiqués hors TVA et droits applicables.

Espace téléchargement

Caractéristiques du produit

Double-Convex Lens **Type:**

Propriétés physiques et mécaniques

12.00 ±0.025	Diamètre (mm):
<1	Centrage (arcmin):
Protective as needed	Biseau:
3.30	Épaisseur Centrale CT (mm):
±0.05	Tolérance Épaisseur Centrale (mm):
2.31	Épaisseur au Bord ET (mm):
11.00	Ouverture Utile CA (mm):

Propriétés optiques

34.9	Distance Focale Arrière BFL (mm):
36.00	Distance Focale EFL (mm):
VIS-EXT (350-700nm)	Traitement:
R _{avg} <0.5% @ 350 - 700nm	Spécification du Traitement:
N-BK7	Substrat: <input type="checkbox"/>
40-20	Qualité de Surface:
1.5λ	Power (P-V) @ 632.8nm:
λ/4	Irregularity (P-V) @ 632.8nm:
36.65	Rayon R ₁ =R ₂ (mm):
3.00	f/#:
587.6	Longueur d'Onde à la Focale Donnée (nm):
±1	Tolérance Distance Focale (%):
0.17	Ouverture Numérique NA:
350 - 700	Gamme de Longueur d'Onde (nm):

Conformité réglementaire


Visionner	Certificate of Conformance:
---------------------------	-----------------------------

Description produit

- Traitées AR pour offrir <0,5% de réflectivité par surface entre 350 - 700 nm
- Minimisent les aberrations sphériques et la coma
- [Lentilles DCX en Silice Fondue UV](#) disponibles
- D'autres options de traitement disponibles : [Non Traitées](#), [MgF₂](#), [VIS 0°](#), [NIR I](#), [NIR II](#), [VIS-NIR](#) et [YAG-BBAR](#)

Les Lentilles Biconvexes (DCX) avec Traitement VIS-EXT TECHSPEC®, également appelées lentilles double-convexes (DCX), ont deux faces positives et symétriques avec des rayons égaux des deux côtés. Ces lentilles sont généralement recommandées pour les applications d'imagerie finie avec un rapport conjugué (rapport entre la distance de l'objet et la distance de l'image) compris entre 0,2 et 5. Pour un rapport conjugué de 1, les aberrations telles que l'aberration sphérique, l'aberration chromatique, la coma et la distorsion sont minimisées ou annulées grâce à la conception symétrique de la lentille. Les Lentilles Biconvexes (DCX) avec Traitement VIS-EXT TECHSPEC sont disponibles dans une variété de substrats et d'options de traitement pour les spectres visible et NIR.

Informations techniques

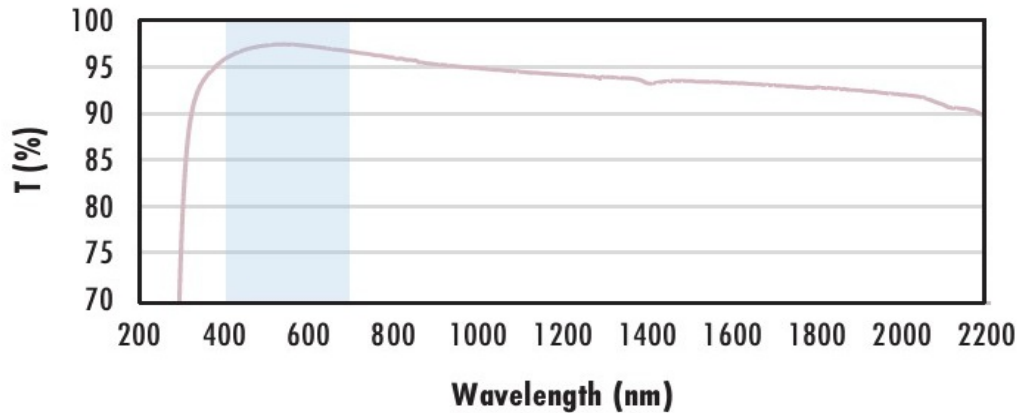




Typical transmission of a 3mm thick, uncoated N-BK7 window across the UV - NIR spectra.

[Click Here to Download Data](#)

**N-BK7 with MgF₂ Coating
Typical Transmission**



Typical transmission of a 3mm thick N-BK7 window with MgF₂ (400-700nm) coating at 0° AOI.

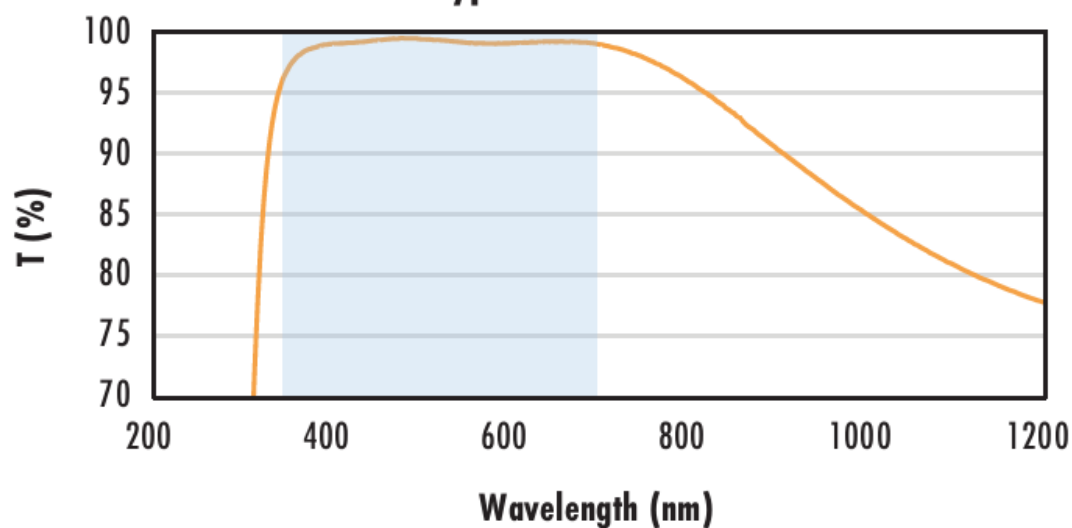
The blue shaded region indicates the coating design wavelength range, with the following specification:

$$R_{avg} \leq 1.75\% @ 400 - 700\text{nm (N-BK7)}$$

Data outside this range is not guaranteed and is for reference only.

[Click Here to Download Data](#)

**N-BK7 with VIS-EXT Coating
Typical Transmission**



Typical transmission of a 3mm thick N-BK7 window with VIS-EXT (350-700nm) coating at 0° AOI.

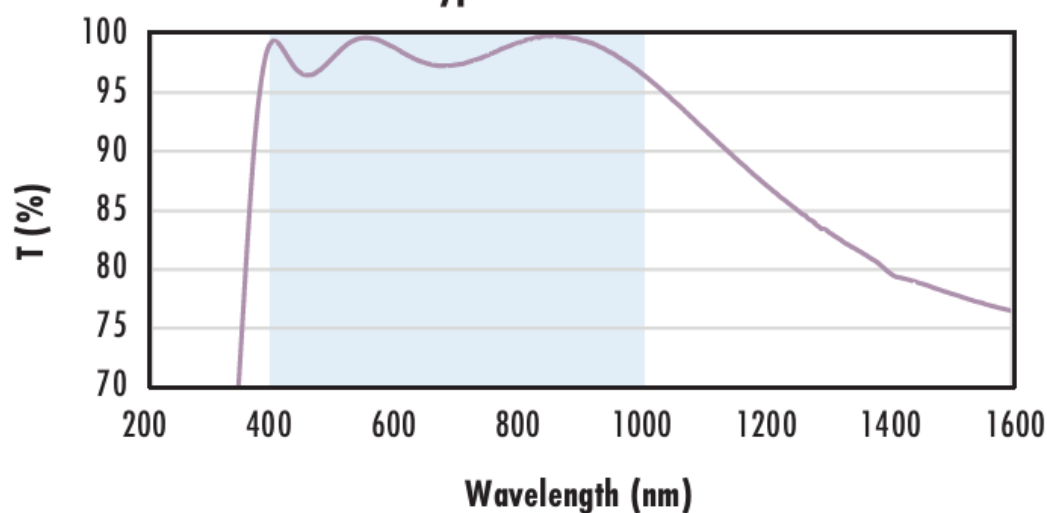
The blue shaded region indicates the coating design wavelength range, with the following specification:

$$R_{avg} \leq 0.5\% @ 350 - 700\text{nm}$$

Data outside this range is not guaranteed and is for reference only.

[Click Here to Download Data](#)

**N-BK7 with VIS-NIR Coating
Typical Transmission**



Typical transmission of a 3mm thick N-BK7 window with VIS-NIR (400-1000nm) coating at 0° AOI.

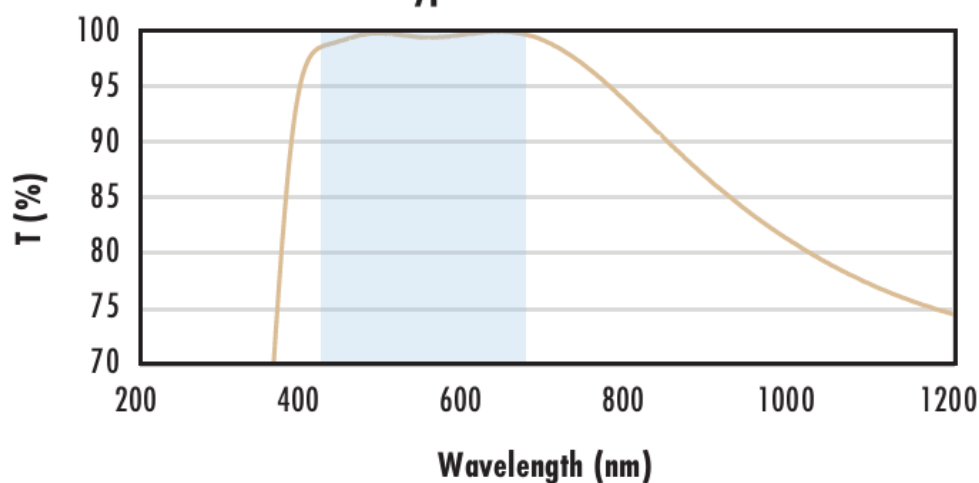
The blue shaded region indicates the coating design wavelength range, with the following specification:

$$\begin{aligned} R_{abs} &\leq 0.25\% @ 880\text{nm} \\ R_{avg} &\leq 1.25\% @ 400 - 870\text{nm} \\ R_{avg} &\leq 1.25\% @ 890 - 1000\text{nm} \end{aligned}$$

Data outside this range is not guaranteed and is for reference only.

[Click Here to Download Data](#)

**N-BK7 with VIS 0° Coating
Typical Transmission**



Typical transmission of a 3mm thick N-BK7 window with VIS 0° (425-675nm) coating at 0° AOI.

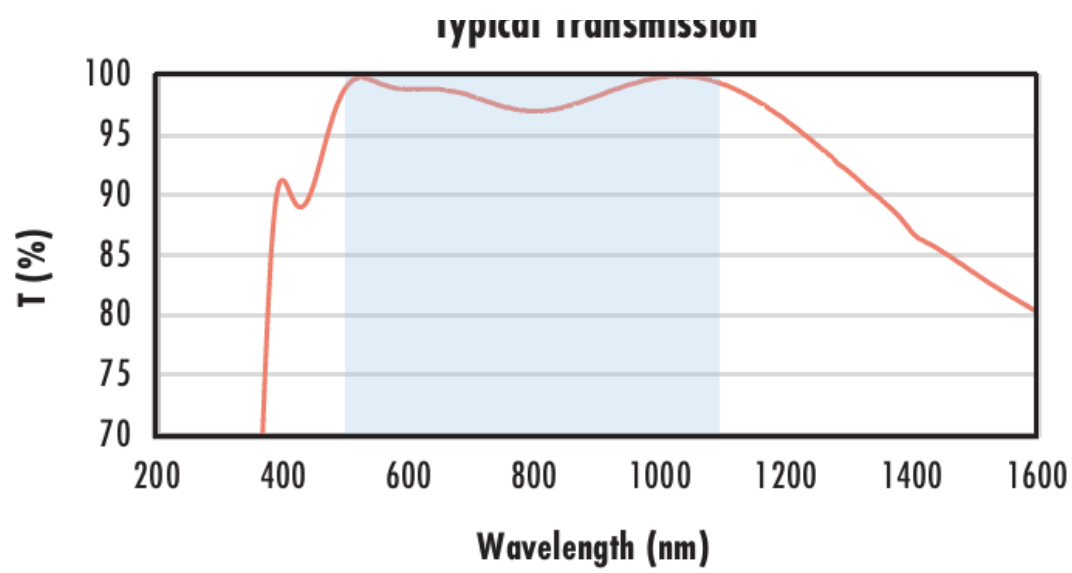
The blue shaded region indicates the coating design wavelength range, with the following specification:

$$R_{avg} \leq 0.4\% @ 425 - 675\text{nm}$$

Data outside this range is not guaranteed and is for reference only.

[Click Here to Download Data](#)

**N-BK7 with YAG-BBAR Coating
Typical Transmission**



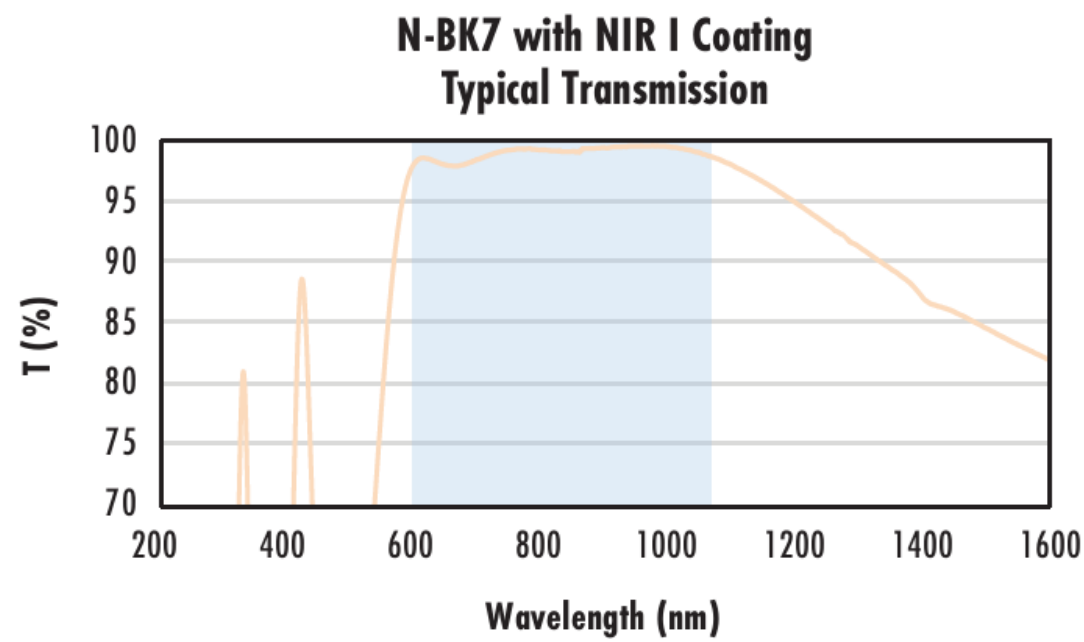
Typical transmission of a 3mm thick N-BK7 window with YAG-BBAR (500-1100nm) coating at 0° AOI.

The blue shaded region indicates the coating design wavelength range, with the following specification:

$R_{abs} \leq 0.25\%$ @ 532nm
 $R_{abs} \leq 0.25\%$ @ 1064nm
 $R_{avg} \leq 1.0\%$ @ 500 - 1100nm

Data outside this range is not guaranteed and is for reference only.

[Click Here to Download Data](#)



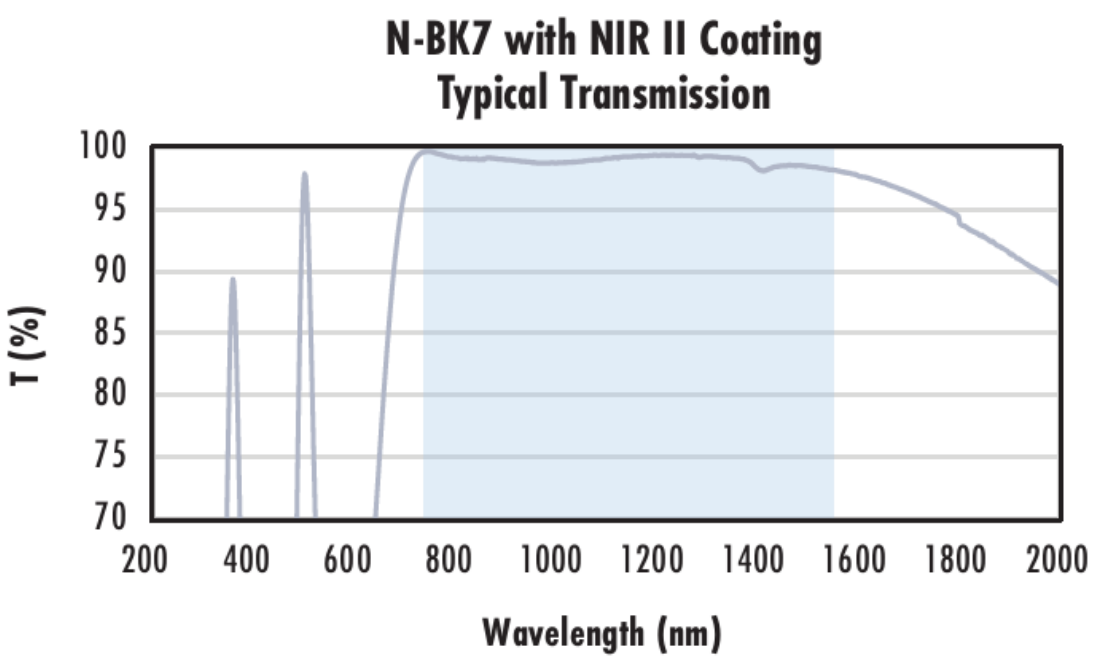
Typical transmission of a 3mm thick N-BK7 window with NIR I (600 - 1050nm) coating at 0° AOI.

The blue shaded region indicates the coating design wavelength range, with the following specification:

$R_{avg} \leq 0.5\%$ @ 600 - 1050nm

Data outside this range is not guaranteed and is for reference only.

[Click Here to Download Data](#)



Typical transmission of a 3mm thick N-BK7 window with NIR II (750 - 1550nm) coating at 0° AOI.

The blue shaded region indicates the coating design wavelength range, with the following specification:

$R_{abs} \leq 1.5\%$ @ 750 - 800nm
 $R_{abs} \leq 1.0\%$ @ 800 - 1550nm
 $R_{avg} \leq 0.7\%$ @ 750 - 1550nm

Data outside this range is not guaranteed and is for reference only.

[Click Here to Download Data](#)

Montures compatibles