

[Afficher tous les 31 produits de la même famille.](#)

**TECHSPEC® Lentille Cylindrique PCX Qualité Laser 12,7 x 12,7 mm x 50 mm FL, non traitée**



TECHSPEC Beam Shaping Fused Silica Cylinder Lenses

Stock **#36-089** **20+ In Stock**

⊖ 1 ⊕ €115<sup>.00</sup>

**AJOUTER AU PANIER**

Prix sur Quantité	
Qté 1-5	€115,00 prix unitaire
Qté 6-25	€103,00 prix unitaire
Qté 26-49	€99,00 prix unitaire
Need More?	<a href="#">Demande de Devis</a>

ⓘ Les prix sont indiqués hors TVA et droits applicables.

Espace téléchargement

**Caractéristiques du produit**

Cylinder Lens, Plano-Convex **Type:**

**Propriétés physiques et mécaniques**

Protective as needed **Biseau:**

**Épaisseur Centrale CT (mm):**

3.00

Tolérance Épaisseur Centrale (mm):  
±0.1

Ouverture Utile CA (mm):  
11.43 x 11.43

Tolérance Dimensionnelle (mm):  
+0.0/-0.025

Dimensions (mm):  
12.7 x 12.7

Épaisseur au Bord ET (mm):  
2.1

Torsion axiale (arcmin):  
<3

## Propriétés optiques

Distance Focale EFL (mm):  
50.00

Substrat:   
Fused Silica (Corning 7980)

f##:  
4.00

Ouverture Numérique NA:  
0.12

Traitement:  
Uncoated

Gamme de Longueur d'Onde (nm):  
200 - 2200

Distance Focale Arrière BFL (mm):  
47.95

Rayon R<sub>1</sub> (mm):  
22.93

Qualité de Surface:  
20-10

Power (P-V) @ 632.8nm:  
1.5λ

Irregularity (P-V) @ 632.8nm:  
λ/4

Coin à Axe Plan (arcmin):  
<3

Coin à Axe de Puissance (arcmin):  
<4.5

## Conformité réglementaire

Certificate of Conformance:  
Visionner

## Besoin de spécifications différentes ou de modifications ?

Edmund Optics propose des services complets de fabrication personnalisée de composants optiques et d'imagerie adaptés aux exigences de vos applications spécifiques. Qu'il s'agisse de la phase de prototypage ou de la préparation d'une production à grande échelle, nous proposons des solutions flexibles pour répondre à vos besoins. Nos ingénieurs expérimentés sont là pour vous aider, de la conception à la réalisation.

Nos capacités comprennent :

- Dimensions, matériaux, traitements, etc. personnalisés
- Qualité de surface et planéité de surface de haute précision
- Tolérances serrées et géométries complexes
- Production évolutive – du prototype à la série

En savoir plus sur nos [capacités de fabrication sur mesure](#) ou soumettre une demande [ici](#).

## Description produit

- Offre une Performance Supérieure de l'UV à l'IR
- Substrat en Silice Fondue
- Qualité de Surface Optiques Laser

Les Lentilles Cylindriques Qualité Laser à Large Bande TECHSPEC® présentent des spécifications de précision pour les applications les plus exigeantes. Ces lentilles sont fabriquées en silice fondue de qualité supérieure et sont conçues pour des applications laser avec une qualité de surface de 20-10. Les Lentilles Cylindriques Qualité Laser à Large Bande TECHSPEC® présentent des tolérances étroites, généralement inférieures à 3 arcmin dans toutes les dimensions. L'intégration de ces lentilles est facilitée par des facteurs de forme carrée permettant des options de montage pratiques.

## Informations techniques

### Uncoated Fused Silica Typical Transmission



Typical transmission of an uncoated fused silica window across the UV - NIR spectra.

[Click Here to Download Data](#)

### Fused Silica with MgF<sub>2</sub> Coating Typical Transmission



Typical transmission of a fused silica window with MgF<sub>2</sub> (400-700nm) coating at 0° AOI.

The blue shaded region indicates the coating design wavelength range, with the following specification:

$$R_{avg} \leq 1.75\% \text{ @ } 400 - 700\text{nm (N-BK7)}$$

Data outside this range is not guaranteed and is for reference only.

[Click Here to Download Data](#)

### Fused Silica with UV-AR Coating Typical Transmission



Typical transmission of a fused silica window with UV-AR (250-425nm) coating at 0° AOI.

The blue shaded region indicates the coating design wavelength range, with the following specification:

$$R_{abs} \leq 1.0\% \text{ @ } 250 - 425\text{nm}$$

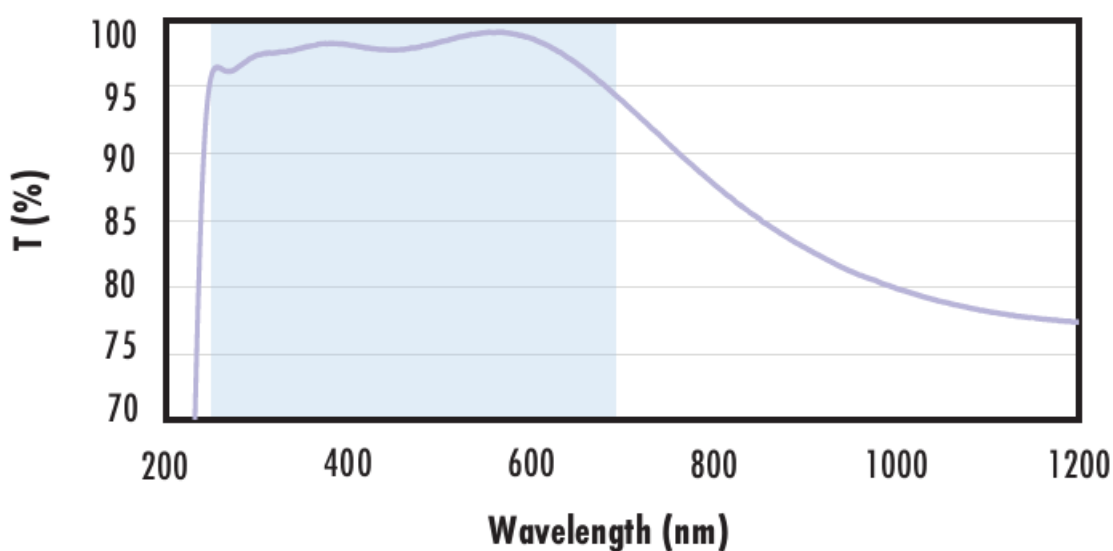
$$R_{avg} \leq 0.75\% \text{ @ } 250 - 425\text{nm}$$

$$R_{avg} \leq 0.5\% \text{ @ } 370 - 420\text{nm}$$

Data outside this range is not guaranteed and is for reference only.

[Click Here to Download Data](#)

### Fused Silica with UV-VIS Coating Typical Transmission



Typical transmission of a fused silica window with UV-VIS (250-700nm) coating at 0° AOI.

The blue shaded region indicates the coating design wavelength range, with the following specification:

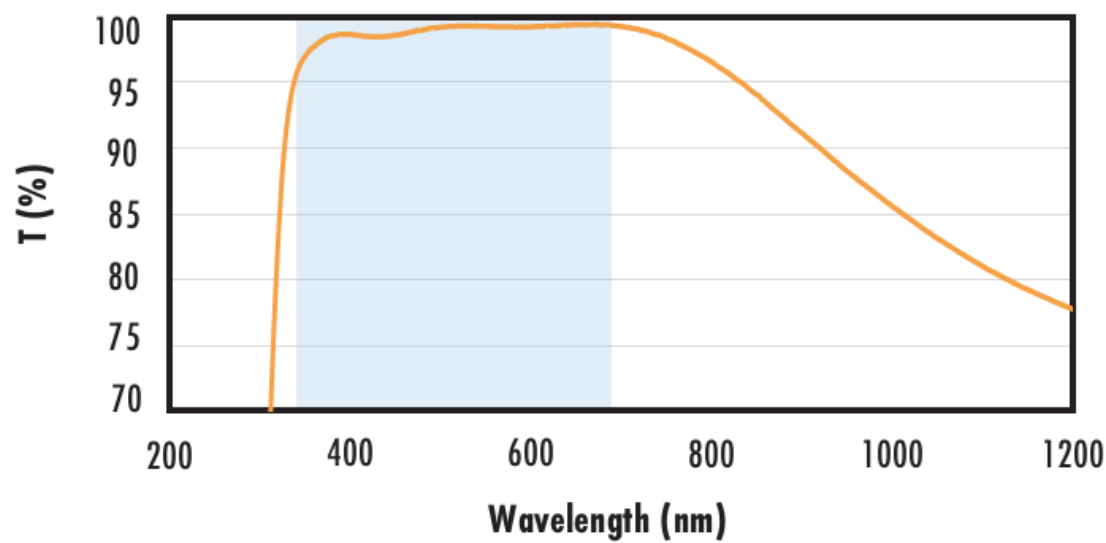
$$R_{abs} \leq 1.0\% \text{ @ } 350 - 450\text{nm}$$

$$R_{avg} \leq 1.5\% \text{ @ } 250 - 700\text{nm}$$

Data outside this range is not guaranteed and is for reference only.

[Click Here to Download Data](#)

### Fused Silica with VIS-EXT Coating Typical Transmission



Typical transmission of a fused silica window with MS-EXT (350-700nm) coating at 0° AOI.

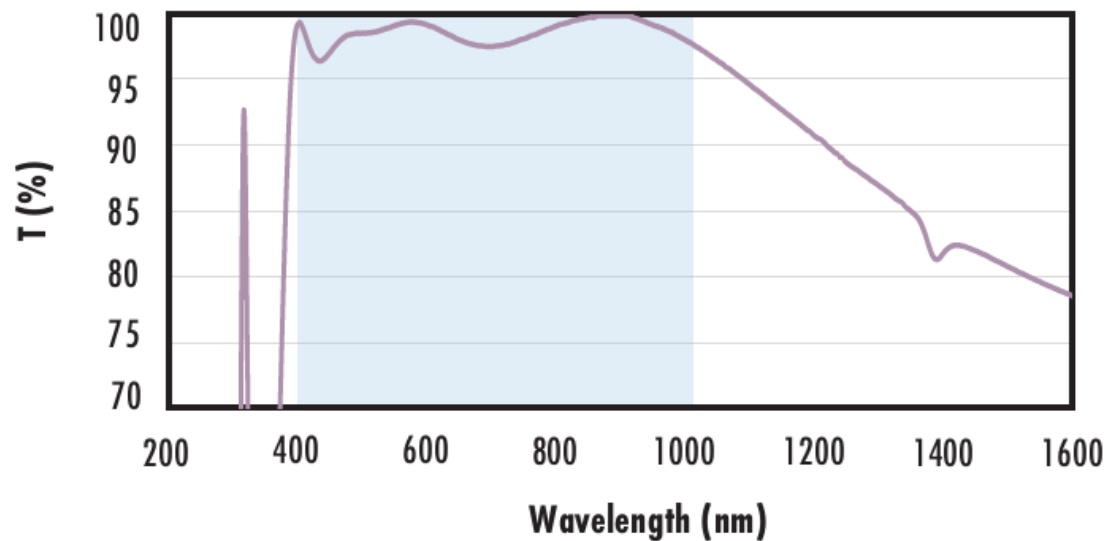
The blue shaded region indicates the coating design wavelength range, with the following specification:

$$R_{avg} \leq 0.5\% @ 350 - 700nm$$

Data outside this range is not guaranteed and is for reference only.

[Click Here to Download Data](#)

### Fused Silica with VIS-NIR Coating Typical Transmission



Typical transmission of a fused silica window with VIS-NIR (400-1000nm) coating at 0° AOI.

The blue shaded region indicates the coating design wavelength range, with the following specification:

$$R_{abs} \leq 0.25\% @ 880nm$$

$$R_{avg} \leq 1.25\% @ 400 - 870nm$$

$$R_{avg} \leq 1.25\% @ 890 - 1000nm$$

Data outside this range is not guaranteed and is for reference only.

[Click Here to Download Data](#)

### Fused Silica with VIS 0° Coating Typical Transmission



Typical transmission of a fused silica window with VIS 0° (425-675nm) coating at 0° AOI.

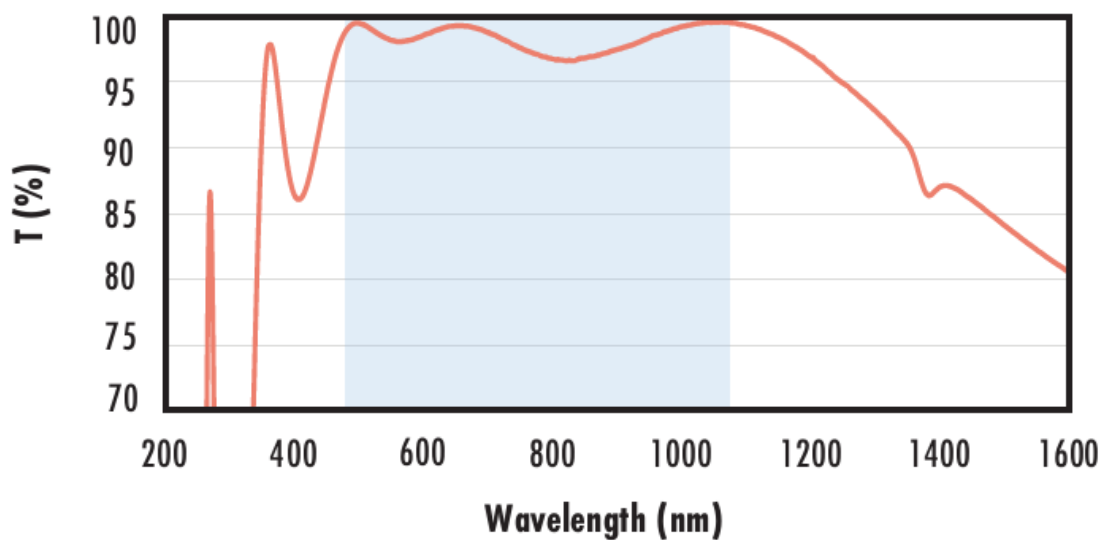
The blue shaded region indicates the coating design wavelength range, with the following specification:

$$R_{avg} \leq 0.4\% @ 425 - 675nm$$

Data outside this range is not guaranteed and is for reference only.

[Click Here to Download Data](#)

### Fused Silica with YAG-BBAR Coating Typical Transmission



Typical transmission of a fused silica window with YAG-BBAR (500-1100nm) coating at 0° AOI.

The blue shaded region indicates the coating design wavelength range, with the following specification:

$$R_{abs} \leq 0.25\% @ 532nm$$


$$R_{abs} \leq 0.25\% @ 1064nm$$

$$R_{avg} \leq 1.0\% @ 500 - 1100nm$$

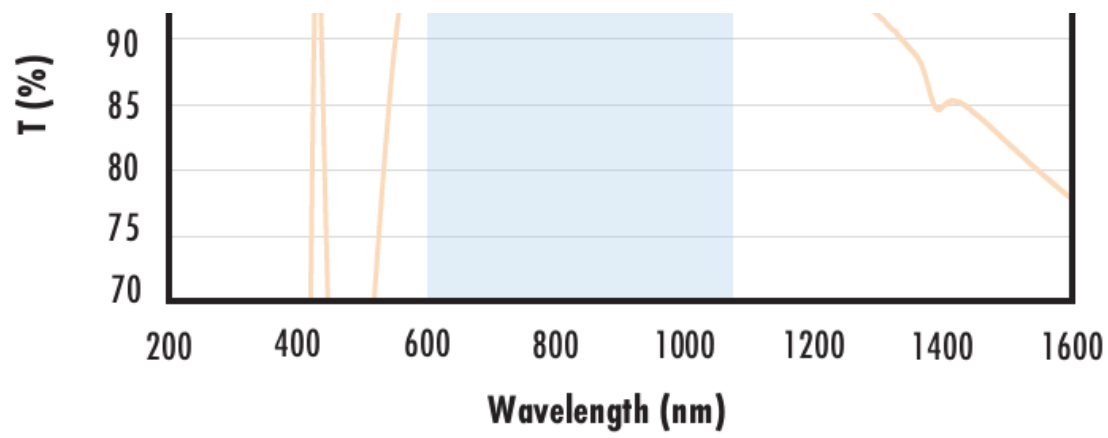
Data outside this range is not guaranteed and is for reference only.

[Click Here to Download Data](#)

### Fused Silica with NIR I Coating Typical Transmission



Typical transmission of a fused silica window with NIR I (600 - 1050nm) coating at 0° AOI.



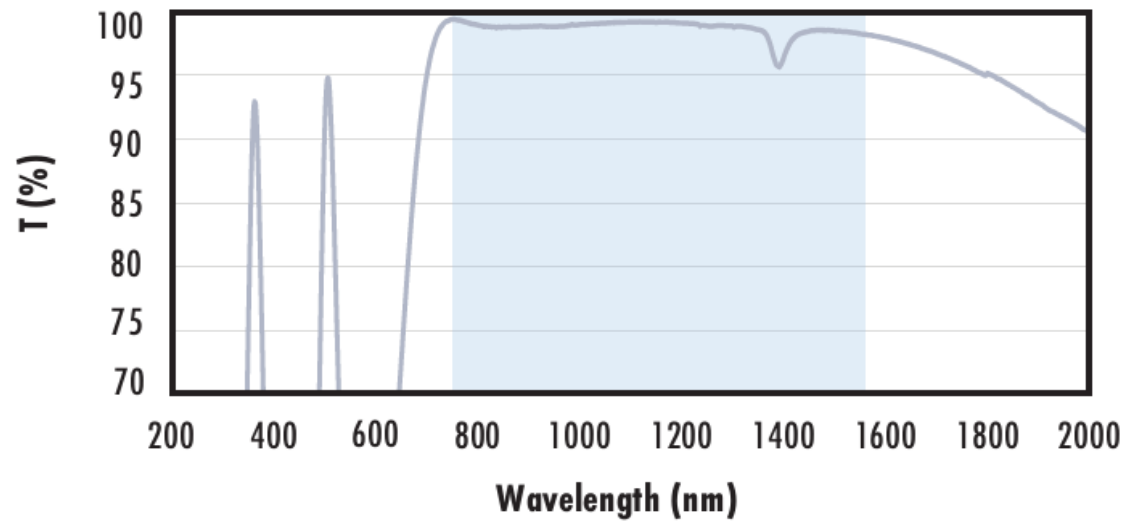
The blue shaded region indicates the coating design wavelength range, with the following specification:

$$R_{avg} \leq 0.5\% @ 600 - 1050\text{nm}$$

Data outside this range is not guaranteed and is for reference only.

[Click Here to Download Data](#)

### Fused Silica with NIR II Coating Typical Transmission



Typical transmission of a fused silica window with NIR II (750 - 1550nm) coating at 0° AOI.

The blue shaded region indicates the coating design wavelength range, with the following specification:

$$R_{abs} \leq 1.5\% @ 750 - 800\text{nm}$$

$$R_{abs} \leq 1.0\% @ 800 - 1550\text{nm}$$

$$R_{avg} \leq 0.7\% @ 750 - 1550\text{nm}$$

Data outside this range is not guaranteed and is for reference only.

[Click Here to Download Data](#)