


[Afficher tous les 25 produits de la même famille.](#)

TECHSPEC® Fenêtre Ultra-Mince en Silice Fondue, Traitée VIS-NIR, 10 mm de dia.



Stock #24-242 **7 In Stock**

- 1 + €173^{.00}

AJOUTER AU PANIER

Prix sur Quantité	
Qté 1-5	€173,00 prix unitaire
Qté 6-25	€138,00 prix unitaire
Qté 26-49	€129,00 prix unitaire
Need More?	Demande de Devis

ⓘ Les prix sont indiqués hors TVA et droits applicables.

Espace téléchargement

Caractéristiques du produit

Protective Window **Type:**

Glass **Type of Window:**

Propriétés physiques et mécaniques

8.50 **Ouverture Utile CA (mm):**

10.00 +0.00/-0.10	Diamètre (mm):
0.20 ±0.025	Épaisseur (mm):
Protective as needed	Biseau:
Fine Ground	Bords:
<1	Parallélisme (arcsec):
0.16	Rapport de Poisson:
73	Module d'Élasticité de Young (GPa):
522.00	Dureté de Knoop (kg/mm²):

Propriétés optiques

VIS-NIR (400-1000nm)	Traitement:
Fused Silica (Corning 7980)	Substrat: <input type="checkbox"/>
1.458	Indice de Réfraction (n_d):
60-40	Qualité de Surface:
λ/2	Front d'Onde Transmis, P-V:
64.17	Nombre d'Abbe (v_d):
Spécification du Traitement:	
R _{abs} ≤0.25% @ 880nm	
R _{avg} ≤1.25% @ 400 - 870nm	
R _{avg} ≤1.25% @ 890 - 1000nm	
400 - 1000	Gamme de Longueur d'Onde (nm):
Damage Threshold, Reference: <input type="checkbox"/>	
5 J/cm ² @ 532nm, 10ns	

Propriétés des matériaux

2.20	Densité (g/cm³):
Coefficient d'Expansion Thermique CTE (10⁻⁶/°C):	
0.52 (+5 to +35°C)	
0.57 (0 to +200°C)	
0.48 (-100 to +200°C)	

Conformité réglementaire

Conforme	RoHS 2015:
Visionner	Certificate of Conformance:
Conforme	Reach 235:

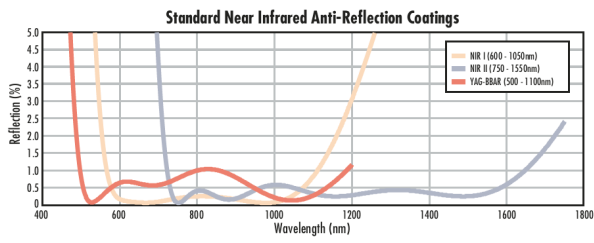
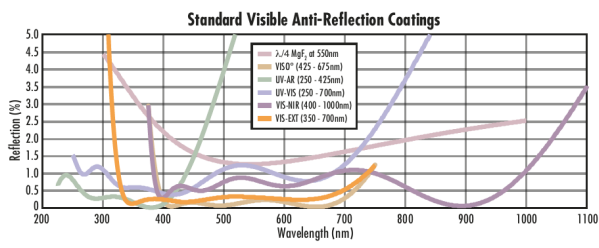
Description produit

- Épaisseur ultra-fine de 0,20mm
- Substrats de silice fondue UV
- Extrêmement légères

Les Fenêtres Ultra-Mnces en Silice Fondue TECHSPEC® offrent les avantages de la silice fondue, notamment une faible dilatation thermique, une excellente résistance aux produits chimiques et une transmission des UV, avec une épaisseur inférieure à 1/5e de celle de nos fenêtres en silice fondue standard. Contrairement aux verres de couverture traditionnels, ces fenêtres ont des surfaces polies pour assurer une distorsion constante du front d'onde transmis, ce qui les rend avantageuses pour les applications OEM. Leurs conceptions extrêmement fines les rendent idéales pour les applications sensibles au poids et à la taille, en particulier celles qui nécessitent une transmission à large bande de l'UV au NIR. Les Fenêtres Ultra-Mnces en Silice Fondue TECHSPEC sont idéales pour les appareils médicaux portatifs, la technologie portable et les lampes UV portables.

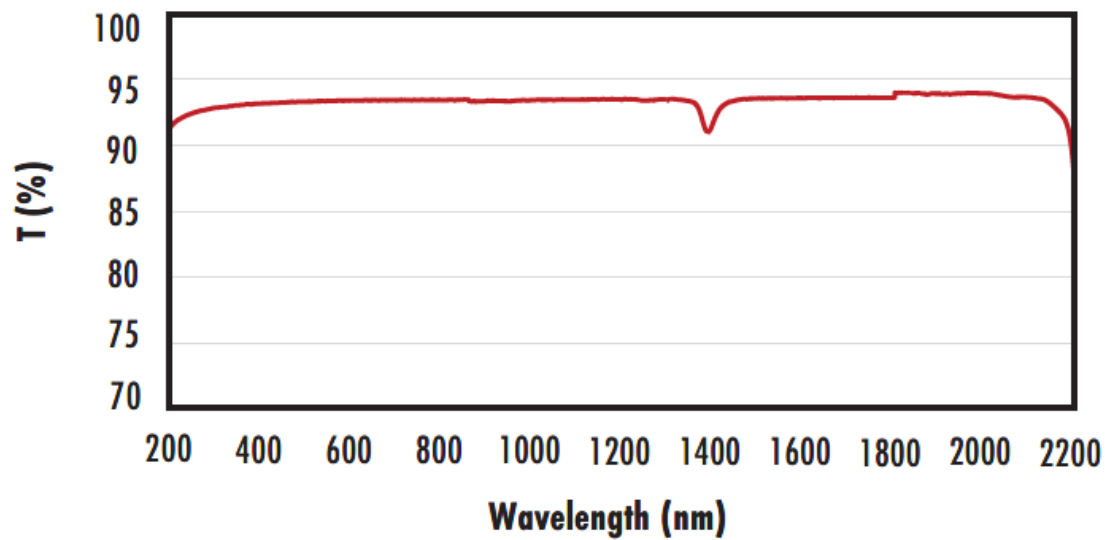
Remarque : Les Fenêtres Ultra-Mnces en Silice Fondue TECHSPEC sont très fragiles. Manipulez ces fenêtres avec précaution.

Informations techniques



FUSED SILICA

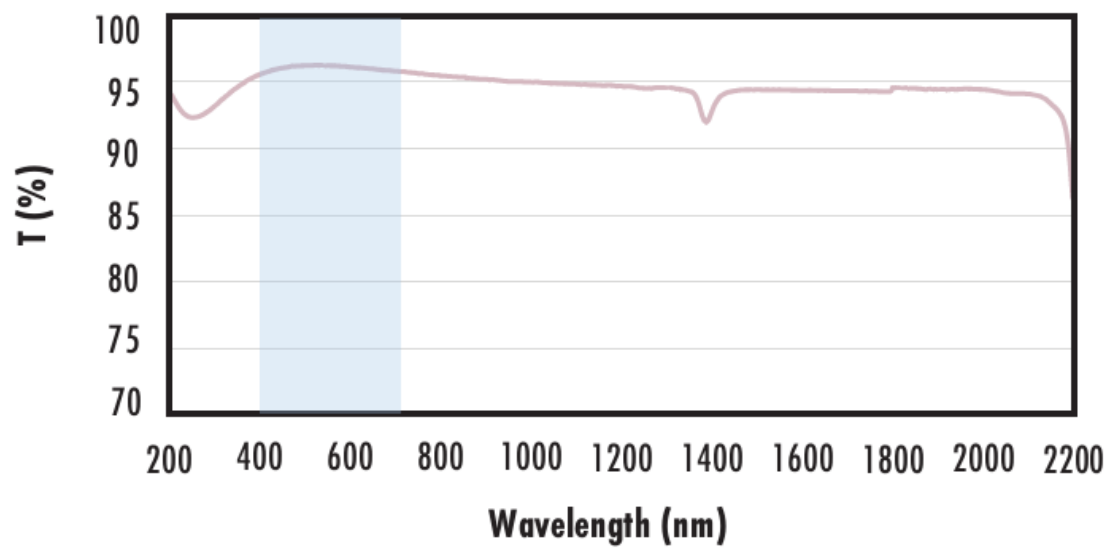
**Uncoated Fused Silica
Typical Transmission**



Typical transmission of a 3mm thick, uncoated fused silica window across the UV - NIR spectra.

[Click Here to Download Data](#)

**Fused Silica with MgF₂ Coating
Typical Transmission**



Typical transmission of a 3mm thick fused silica window with MgF₂ (400-700nm) coating at 0° AOI.

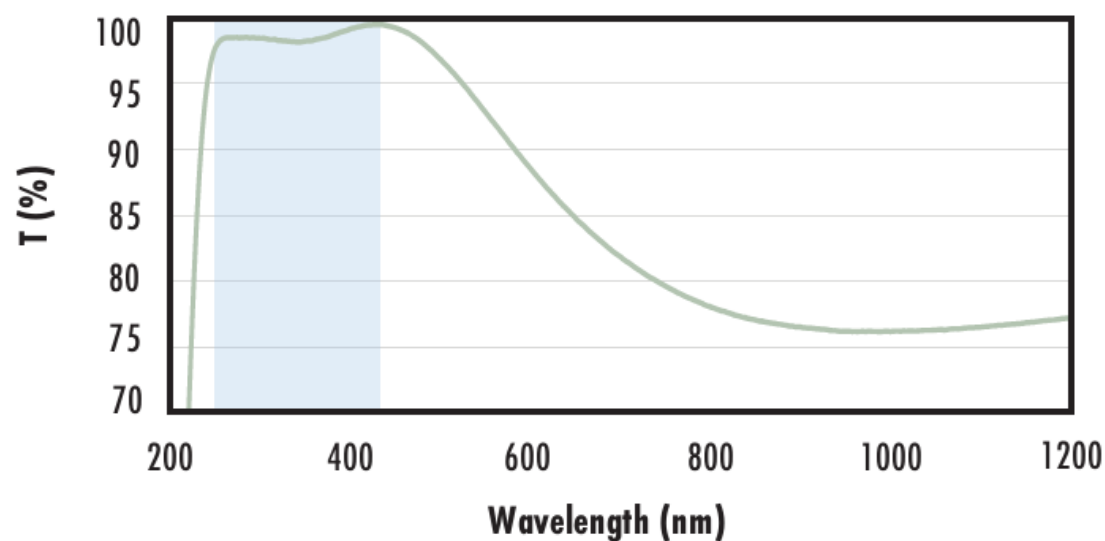
The blue shaded region indicates the coating design wavelength range, with the following specification:

$$R_{avg} \leq 1.75\% @ 400 - 700\text{nm (N-BK7)}$$

Data outside this range is not guaranteed and is for reference only.

[Click Here to Download Data](#)

**Fused Silica with UV-AR Coating
Typical Transmission**



Typical transmission of a 3mm thick fused silica window with UV-AR (250-425nm) coating at 0° AOI.

The blue shaded region indicates the coating design wavelength range, with the following specification:

$$R_{abs} \leq 1.0\% @ 250 - 425\text{nm}$$

$$R_{avg} \leq 0.75\% @ 250 - 425\text{nm}$$

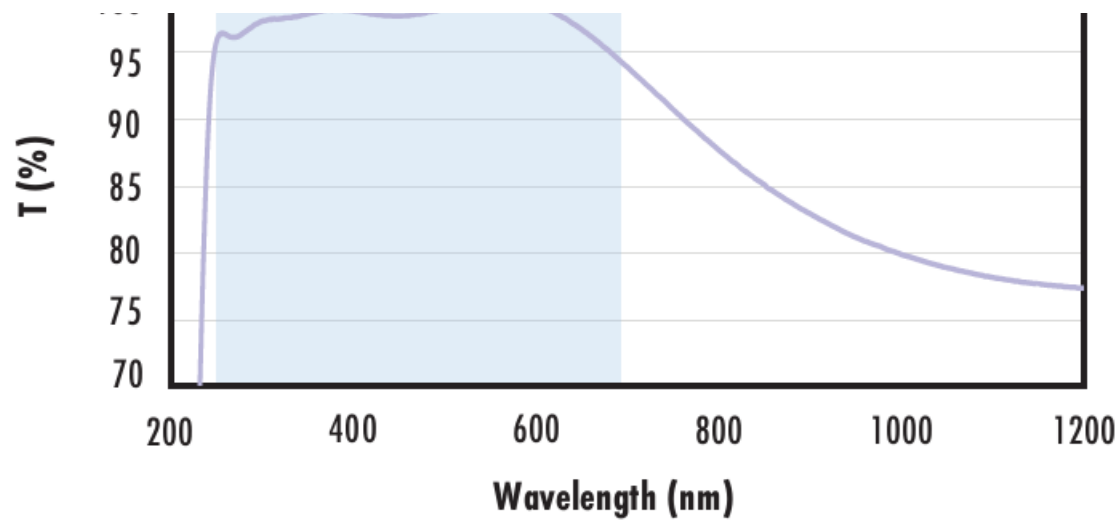
$$R_{avg} \leq 0.5\% @ 370 - 420\text{nm}$$

Data outside this range is not guaranteed and is for reference only.

[Click Here to Download Data](#)

**Fused Silica with UV-VIS Coating
Typical Transmission**





Typical transmission of a 3mm thick fused silica window with UV-VIS (250-700nm) coating at 0° AOI.

The blue shaded region indicates the coating design wavelength range, with the following specification:

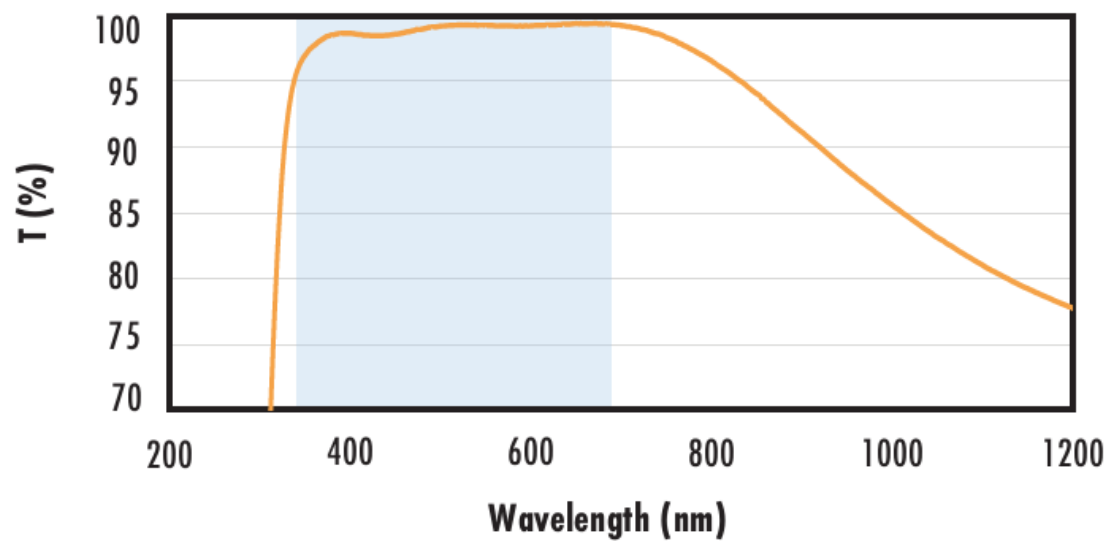
$$R_{abs} \leq 1.0\% @ 350 - 450\text{nm}$$

$$R_{avg} \leq 1.5\% @ 250 - 700\text{nm}$$

Data outside this range is not guaranteed and is for reference only.

[Click Here to Download Data](#)

Fused Silica with VIS-EXT Coating Typical Transmission



Typical transmission of a 3mm thick fused silica window with VIS-EXT (350-700nm) coating at 0° AOI.

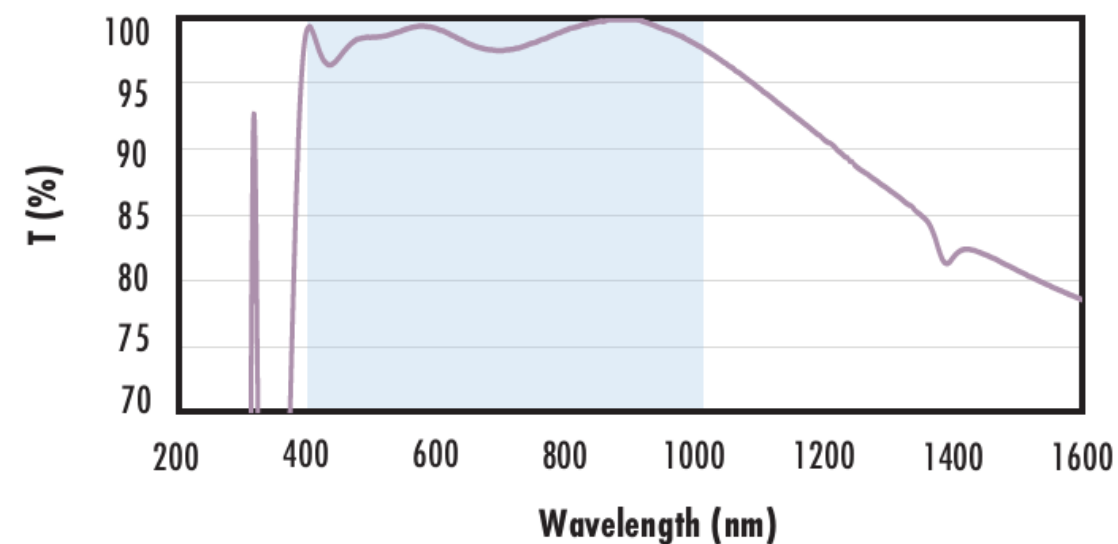
The blue shaded region indicates the coating design wavelength range, with the following specification:

$$R_{avg} \leq 0.5\% @ 350 - 700\text{nm}$$

Data outside this range is not guaranteed and is for reference only.

[Click Here to Download Data](#)

Fused Silica with VIS-NIR Coating Typical Transmission



Typical transmission of a 3mm thick fused silica window with VIS-NIR (400-1000nm) coating at 0° AOI.

The blue shaded region indicates the coating design wavelength range, with the following specification:

$$R_{abs} \leq 0.25\% @ 880\text{nm}$$

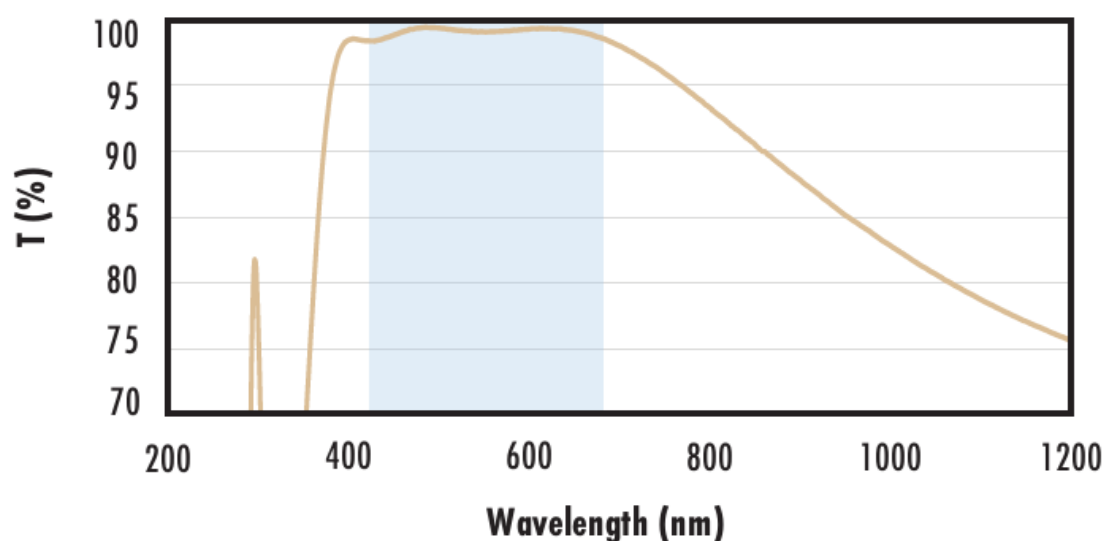
$$R_{avg} \leq 1.25\% @ 400 - 870\text{nm}$$

$$R_{avg} \leq 1.25\% @ 890 - 1000\text{nm}$$

Data outside this range is not guaranteed and is for reference only.

[Click Here to Download Data](#)

Fused Silica with VIS 0° Coating Typical Transmission



Typical transmission of a 3mm thick fused silica window with VIS 0° (425-675nm) coating at 0° AOI.

The blue shaded region indicates the coating design wavelength range, with the following specification:

$$R_{avg} \leq 0.4\% @ 425 - 675\text{nm}$$

Data outside this range is not guaranteed and is for reference only.

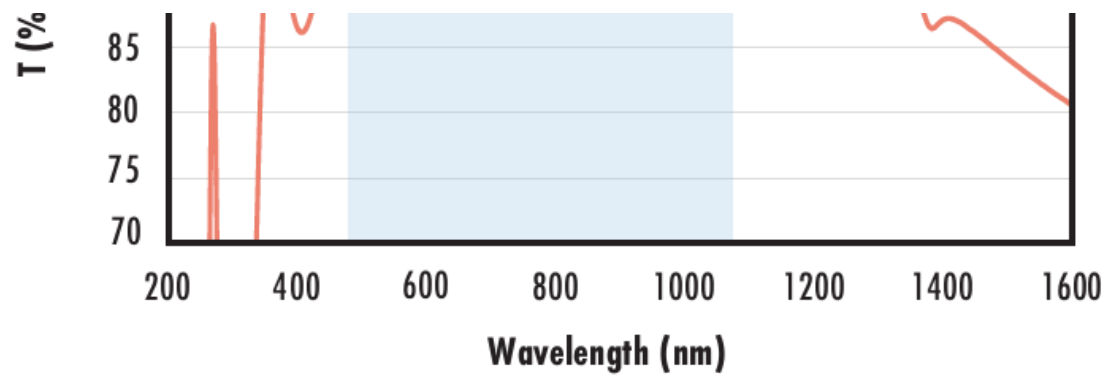
[Click Here to Download Data](#)

Fused Silica with YAG-BBAR Coating Typical Transmission



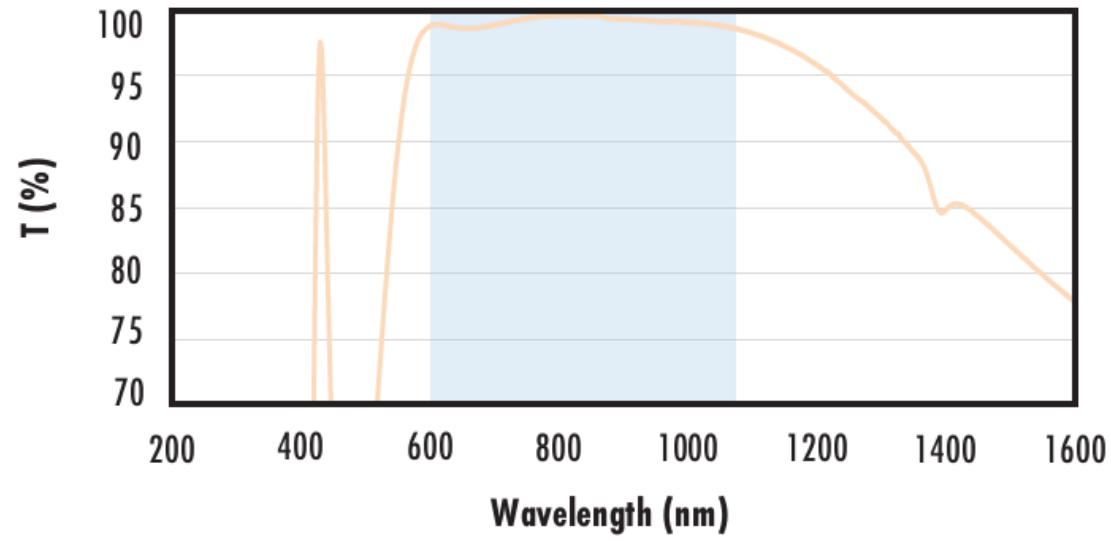
Typical transmission of a 3mm thick fused silica window with YAG-BBAR (500-1100nm) coating at 0° AOI.

The blue shaded region indicates the coating design wavelength range, with the following specification:



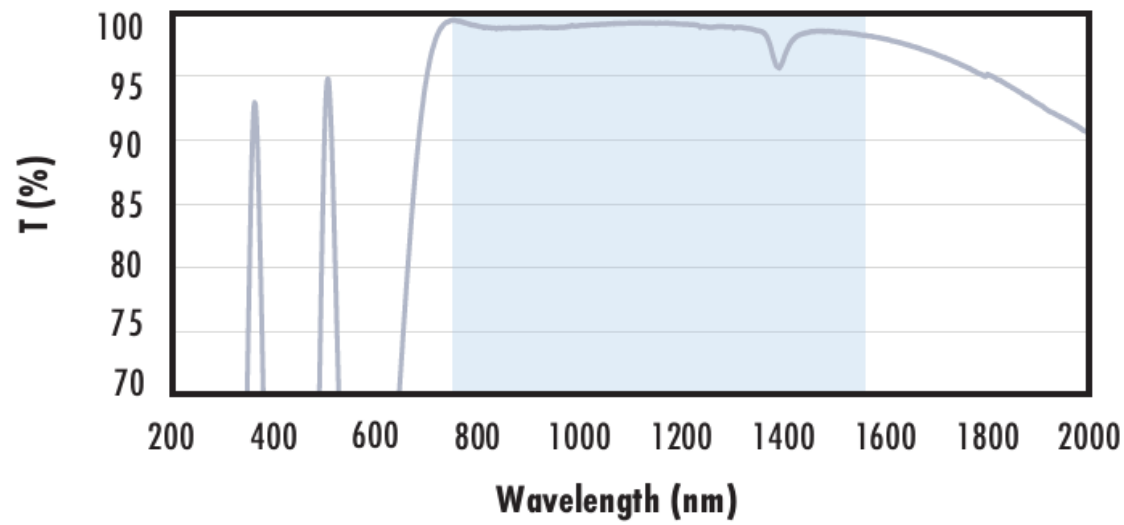
$R_{abs} \leq 0.25\%$ @ 532nm
 $R_{abs} \leq 0.25\%$ @ 1064nm
 $R_{avg} \leq 1.0\%$ @ 500 - 1100nm
 Data outside this range is not guaranteed and is for reference only.
[Click Here to Download Data](#)

**Fused Silica with NIR I Coating
Typical Transmission**



Typical transmission of a 3mm thick fused silica window with NIR I (600 - 1050nm) coating at 0° AOI.
 The blue shaded region indicates the coating design wavelength range, with the following specification:
 $R_{avg} \leq 0.5\%$ @ 600 - 1050nm
 Data outside this range is not guaranteed and is for reference only.
[Click Here to Download Data](#)

**Fused Silica with NIR II Coating
Typical Transmission**



Typical transmission of a 3mm thick fused silica window with NIR II (750 - 1550nm) coating at 0° AOI.
 The blue shaded region indicates the coating design wavelength range, with the following specification:
 $R_{abs} \leq 1.5\%$ @ 750 - 800nm
 $R_{abs} \leq 1.0\%$ @ 800 - 1550nm
 $R_{avg} \leq 0.7\%$ @ 750 - 1550nm
 Data outside this range is not guaranteed and is for reference only.
[Click Here to Download Data](#)

Coating Curves