

NOTES:

1. SUBSTRATE: UV GRADE FUSED SILICA
2. SURFACE S2 TO BE PARALLEL WITH SURFACE S1 TO WITHIN <30 arcsec

3. COATING (APPLY ACROSS COATING APERTURE)

DURABILITY: MIL-C-48497A, SECT. 3.4.1

PERFORMANCE SPECIFICATIONS: @ 0° AOI

T(avg): ≥91% FROM 400 - 740nm

T(avg): ≤ 0.01% FROM 775 - 1125nm

CUT-OFF SLOPE: <1%

CUT-OFF WAVELENGTH: 750nm ± 1%

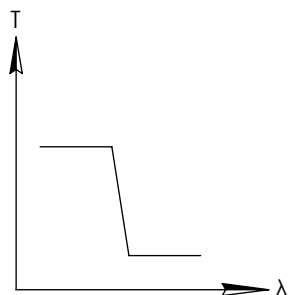

4. FINE GRIND SURFACE

5. POWER, IRREGULARITY, AND SURFACE QUALITY SPECIFICATIONS APPLY ACROSS CLEAR APERTURE

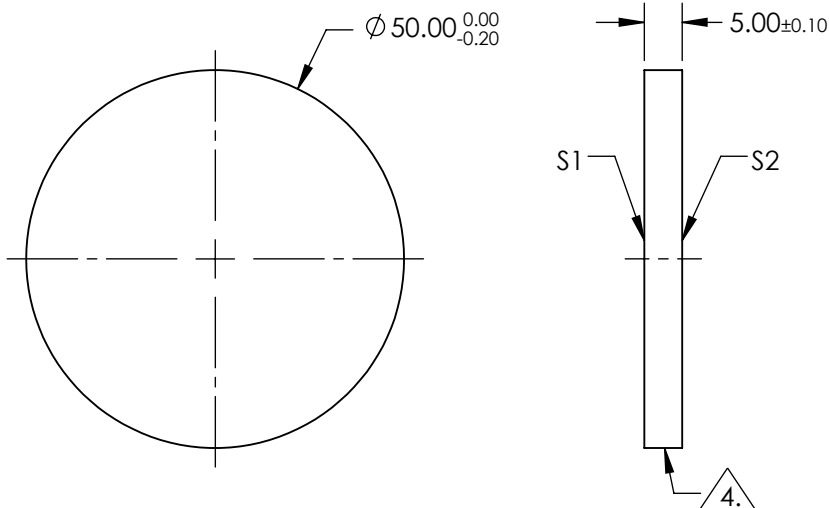
6. TRANSMITTED WAVEFRONT DISTORTION RMS@ 632.8nm ≤ ¼ λ

7. ROHS COMPLIANT

**FOR INFORMATION ONLY:  
DO NOT MANUFACTURE  
PARTS TO THIS DRAWING**



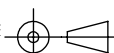
SHORTPASS FILTER



SPECIFICATIONS SUBJECT TO CHANGE WITHOUT NOTICE  
DIMENSIONS ARE FOR REFERENCE ONLY

	S1	S2
SHAPE	PLANO	PLANO
SURFACE QUALITY	60-40	60-40
CLEAR APERTURE	>80%	>80%
BEVEL	PROTECTIVE AS NEEDED	PROTECTIVE AS NEEDED

THIRD ANGLE  
PROJECTION



ALL DIMS IN

mm

**Edmund Optics®**

TITLE

750nm 50mm Diameter, OD 4 Shortpass Filter

DWG NO

84728

SHEET  
1 OF 1

NOTES:

1. SUBSTRATE: UV GRADE FUSED SILICA
2. SURFACE S2 TO BE PARALLEL WITH SURFACE S1 TO WITHIN <30 arcsec

3. COATING (APPLY ACROSS COATING APERTURE)

DURABILITY: MIL-C-48497A, SECT. 3.4.1

PERFORMANCE SPECIFICATIONS: @ 0° AOI

T(avg): ≥91% FROM 400 - 790nm

T(avg): ≤ 0.01% FROM 825 - 1190nm

CUT-OFF SLOPE: <1%

CUT-OFF WAVELENGTH: 800nm ± 1%

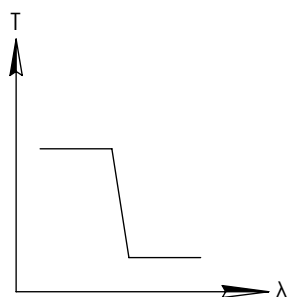

4. FINE GRIND SURFACE

5. POWER, IRREGULARITY, AND SURFACE QUALITY SPECIFICATIONS APPLY ACROSS CLEAR APERTURE

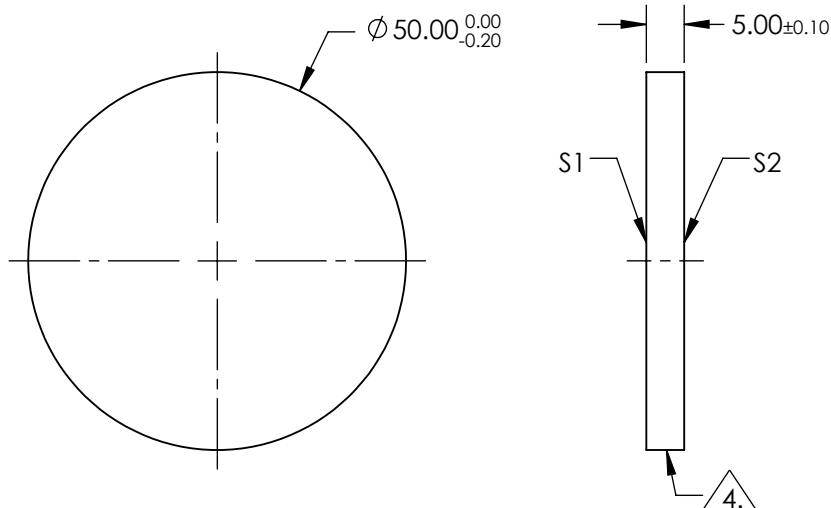
6. TRANSMITTED WAVEFRONT DISTORTION RMS@ 632.8nm ≤ ¼ λ

7. ROHS COMPLIANT

**FOR INFORMATION ONLY:  
DO NOT MANUFACTURE  
PARTS TO THIS DRAWING**



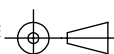
SHORTPASS FILTER



SPECIFICATIONS SUBJECT TO CHANGE WITHOUT NOTICE  
DIMENSIONS ARE FOR REFERENCE ONLY

	S1	S2
SHAPE	PLANO	PLANO
SURFACE QUALITY	60-40	60-40
CLEAR APERTURE	>80%	>80%
BEVEL	PROTECTIVE AS NEEDED	PROTECTIVE AS NEEDED

THIRD ANGLE  
PROJECTION



ALL DIMS IN

mm

**Edmund Optics®**

TITLE

800nm 50mm Diameter, OD 4 Shortpass Filter

DWG NO

84729

SHEET  
1 OF 1

NOTES:

1. SUBSTRATE: UV GRADE FUSED SILICA
2. SURFACE S2 TO BE PARALLEL WITH SURFACE S1 TO WITHIN <30 arcsec

3. COATING (APPLY ACROSS COATING APERTURE)

DURABILITY: MIL-C-48497A, SECT. 3.4.1

PERFORMANCE SPECIFICATIONS: @ 0° AOI

T(avg): ≥91% FROM 400 - 840nm

T(avg): ≤ 0.01% FROM 880 - 1190nm

CUT-OFF SLOPE: <1%

CUT-OFF WAVELENGTH: 850nm ± 1%

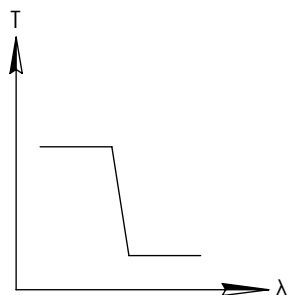

4. FINE GRIND SURFACE

5. POWER, IRREGULARITY, AND SURFACE QUALITY SPECIFICATIONS APPLY ACROSS CLEAR APERTURE

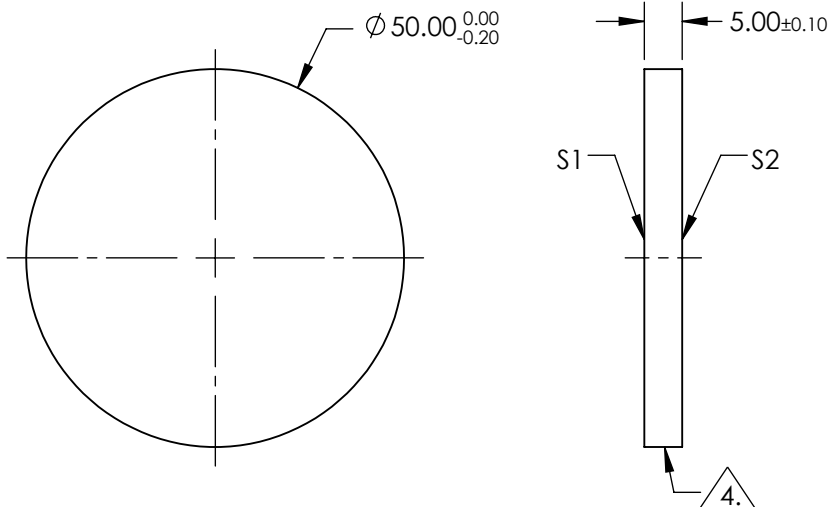
6. TRANSMITTED WAVEFRONT DISTORTION RMS@ 632.8nm ≤ ¼ λ

7. ROHS COMPLIANT

**FOR INFORMATION ONLY:  
DO NOT MANUFACTURE  
PARTS TO THIS DRAWING**



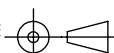
SHORTPASS FILTER



SPECIFICATIONS SUBJECT TO CHANGE WITHOUT NOTICE  
DIMENSIONS ARE FOR REFERENCE ONLY

	S1	S2
SHAPE	PLANO	PLANO
SURFACE QUALITY	60-40	60-40
CLEAR APERTURE	>80%	>80%
BEVEL	PROTECTIVE AS NEEDED	PROTECTIVE AS NEEDED

THIRD ANGLE  
PROJECTION



ALL DIMS IN

mm

**Edmund Optics®**

TITLE

850nm 50mm Diameter, OD 4 Shortpass Filter

DWG NO

84730

SHEET  
1 OF 1

NOTES:

1. SUBSTRATE: UV GRADE FUSED SILICA
2. SURFACE S2 TO BE PARALLEL WITH SURFACE S1 TO WITHIN <30 arcsec

3. COATING (APPLY ACROSS COATING APERTURE)

DURABILITY: MIL-C-48497A, SECT. 3.4.1

PERFORMANCE SPECIFICATIONS: @ 0° AOI

T(avg): ≥91% FROM 425 - 890nm

T(avg): ≤ 0.01% FROM 930 - 1250nm

CUT-OFF SLOPE: <1%

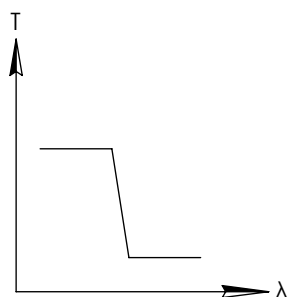
CUT-OFF WAVELENGTH: 900nm ± 1%

4. FINE GRIND SURFACE

5. POWER, IRREGULARITY, AND SURFACE QUALITY SPECIFICATIONS APPLY ACROSS CLEAR APERTURE

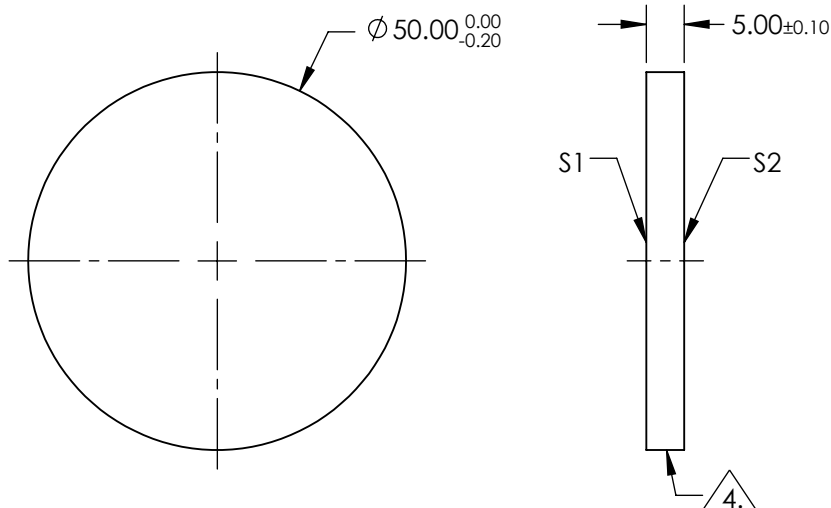
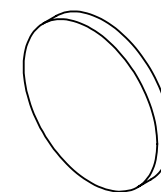
6. TRANSMITTED WAVEFRONT DISTORTION RMS@ 632.8nm ≤ ¼ λ

7. ROHS COMPLIANT



SHORTPASS FILTER

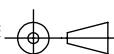
**FOR INFORMATION ONLY:  
DO NOT MANUFACTURE  
PARTS TO THIS DRAWING**



SPECIFICATIONS SUBJECT TO CHANGE WITHOUT NOTICE  
DIMENSIONS ARE FOR REFERENCE ONLY

	S1	S2
SHAPE	PLANO	PLANO
SURFACE QUALITY	60-40	60-40
CLEAR APERTURE	>80%	>80%
BEVEL	PROTECTIVE AS NEEDED	PROTECTIVE AS NEEDED

THIRD ANGLE  
PROJECTION



ALL DIMS IN

mm

**Edmund Optics®**

TITLE

900nm 50mm Diameter, OD 4 Shortpass Filter

DWG NO

84731

SHEET  
1 OF 1

NOTES:

1. SUBSTRATE: UV GRADE FUSED SILICA
2. SURFACE S2 TO BE PARALLEL WITH SURFACE S1 TO WITHIN <30 arcsec

3. COATING (APPLY ACROSS COATING APERTURE)

DURABILITY: MIL-C-48497A, SECT. 3.4.1

PERFORMANCE SPECIFICATIONS: @ 0° AOI

T(avg): ≥91% FROM 450 - 939nm

T(avg): ≤ 0.01% FROM 980 - 1325nm

CUT-OFF SLOPE: <1%

CUT-OFF WAVELENGTH: 950nm ± 1%

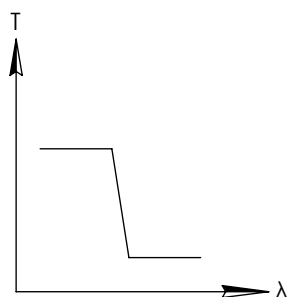
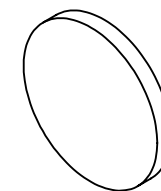
4. FINE GRIND SURFACE

5. POWER, IRREGULARITY, AND SURFACE QUALITY SPECIFICATIONS APPLY ACROSS CLEAR APERTURE

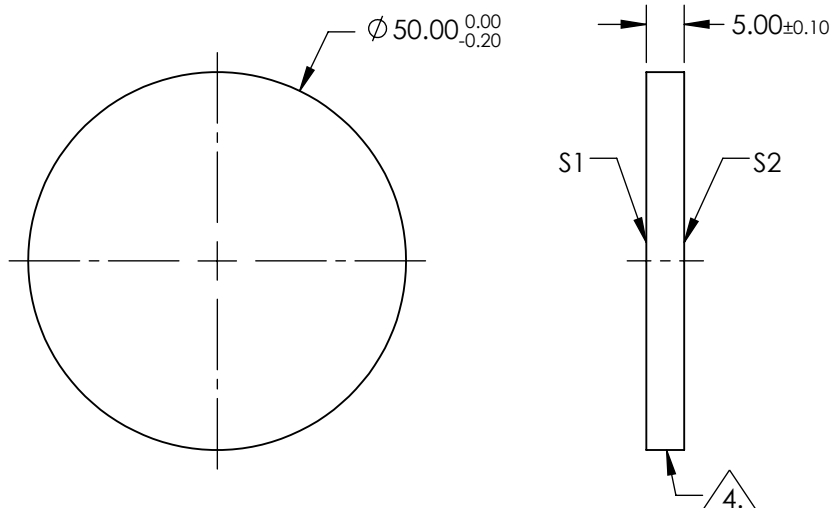
6. TRANSMITTED WAVEFRONT DISTORTION RMS@ 632.8nm ≤ ¼ λ

7. ROHS COMPLIANT

**FOR INFORMATION ONLY:  
DO NOT MANUFACTURE  
PARTS TO THIS DRAWING**



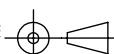
SHORTPASS FILTER



SPECIFICATIONS SUBJECT TO CHANGE WITHOUT NOTICE  
DIMENSIONS ARE FOR REFERENCE ONLY

	S1	S2
SHAPE	PLANO	PLANO
SURFACE QUALITY	60-40	60-40
CLEAR APERTURE	>80%	>80%
BEVEL	PROTECTIVE AS NEEDED	PROTECTIVE AS NEEDED

THIRD ANGLE  
PROJECTION



ALL DIMS IN

mm

**Edmund Optics®**

TITLE

950nm 50mm Diameter, OD 4 Shortpass Filter

DWG NO

84732

SHEET  
1 OF 1

NOTES:

1. SUBSTRATE: UV GRADE FUSED SILICA
2. SURFACE S2 TO BE PARALLEL WITH SURFACE S1 TO WITHIN <30 arcsec

3. COATING (APPLY ACROSS COATING APERTURE)

DURABILITY: MIL-C-48497A, SECT. 3.4.1

PERFORMANCE SPECIFICATIONS: @ 0° AOI

T(avg): ≥91% FROM 465 - 988nm

T(avg): ≤ 0.01% FROM 1035 - 1400nm

CUT-OFF SLOPE: <1%

CUT-OFF WAVELENGTH: 1000nm ± 1%

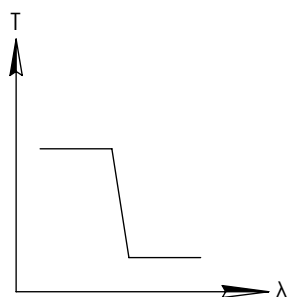
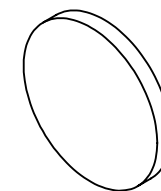
4. FINE GRIND SURFACE

5. POWER, IRREGULARITY, AND SURFACE QUALITY SPECIFICATIONS APPLY ACROSS CLEAR APERTURE

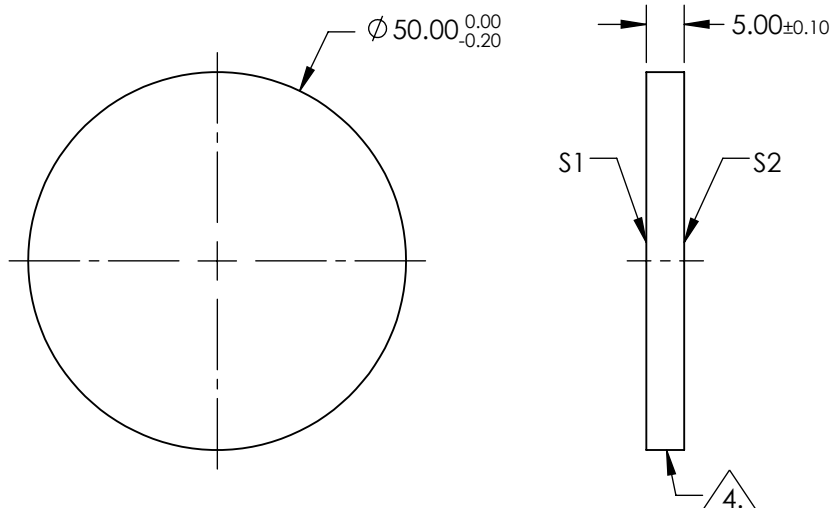
6. TRANSMITTED WAVEFRONT DISTORTION RMS@ 632.8nm ≤ ¼ λ

7. ROHS COMPLIANT

**FOR INFORMATION ONLY:  
DO NOT MANUFACTURE  
PARTS TO THIS DRAWING**



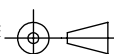
SHORTPASS FILTER



SPECIFICATIONS SUBJECT TO CHANGE WITHOUT NOTICE  
DIMENSIONS ARE FOR REFERENCE ONLY

	S1	S2
SHAPE	PLANO	PLANO
SURFACE QUALITY	60-40	60-40
CLEAR APERTURE	>80%	>80%
BEVEL	PROTECTIVE AS NEEDED	PROTECTIVE AS NEEDED

THIRD ANGLE  
PROJECTION



ALL DIMS IN

mm

**Edmund Optics®**

TITLE

1000nm 50mm Diameter, OD 4 Shortpass Filter

DWG NO

84733

SHEET  
1 OF 1

NOTES:

1. SUBSTRATE: UV GRADE FUSED SILICA
2. SURFACE S2 TO BE PARALLEL WITH SURFACE S1 TO WITHIN <30 arcsec

3. COATING (APPLY ACROSS COATING APERTURE)

DURABILITY: MIL-C-48497A, SECT. 3.4.1

PERFORMANCE SPECIFICATIONS: @ 0° AOI

T(avg): ≥91% FROM 485 - 1036nm

T(avg): ≤ 0.01% FROM 1085 - 1460nm

CUT-OFF SLOPE: <1%

CUT-OFF WAVELENGTH: 1050nm ± 1%

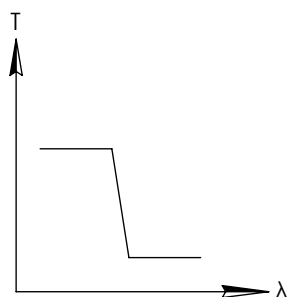
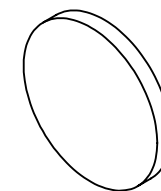
4. FINE GRIND SURFACE

5. POWER, IRREGULARITY, AND SURFACE QUALITY SPECIFICATIONS APPLY ACROSS CLEAR APERTURE

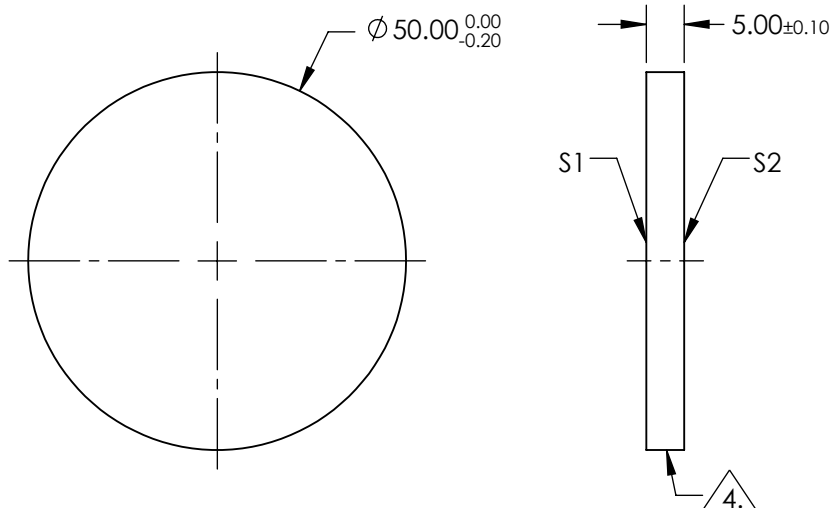
6. TRANSMITTED WAVEFRONT DISTORTION RMS@ 632.8nm ≤ ¼ λ

7. ROHS COMPLIANT

**FOR INFORMATION ONLY:  
DO NOT MANUFACTURE  
PARTS TO THIS DRAWING**



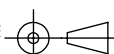
SHORTPASS FILTER



SPECIFICATIONS SUBJECT TO CHANGE WITHOUT NOTICE  
DIMENSIONS ARE FOR REFERENCE ONLY

	S1	S2
SHAPE	PLANO	PLANO
SURFACE QUALITY	60-40	60-40
CLEAR APERTURE	>80%	>80%
BEVEL	PROTECTIVE AS NEEDED	PROTECTIVE AS NEEDED

THIRD ANGLE  
PROJECTION



ALL DIMS IN

mm

**Edmund Optics®**

TITLE

1050nm 50mm Diameter, OD 4 Shortpass Filter

DWG NO

84734

SHEET  
1 OF 1

NOTES:

1. SUBSTRATE: UV GRADE FUSED SILICA
2. SURFACE S2 TO BE PARALLEL WITH SURFACE S1 TO WITHIN <30 arcsec

3. COATING (APPLY ACROSS COATING APERTURE)

DURABILITY: MIL-C-48497A, SECT. 3.4.1

PERFORMANCE SPECIFICATIONS: @ 0° AOI

T(avg): ≥91% FROM 510 - 1085nm

T(avg): ≤ 0.01% FROM 1140 - 1530nm

CUT-OFF SLOPE: <1%

CUT-OFF WAVELENGTH: 1100nm ± 1%

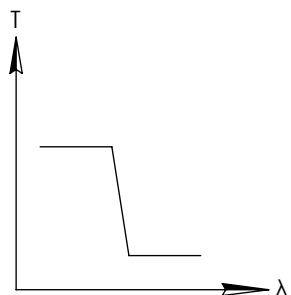

4. FINE GRIND SURFACE

5. POWER, IRREGULARITY, AND SURFACE QUALITY SPECIFICATIONS APPLY ACROSS CLEAR APERTURE

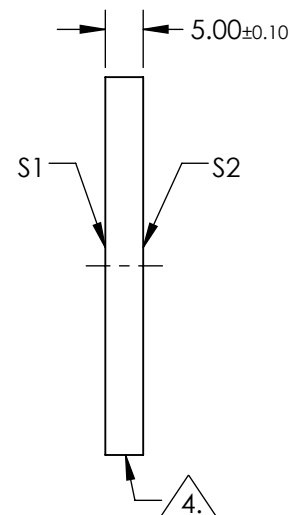
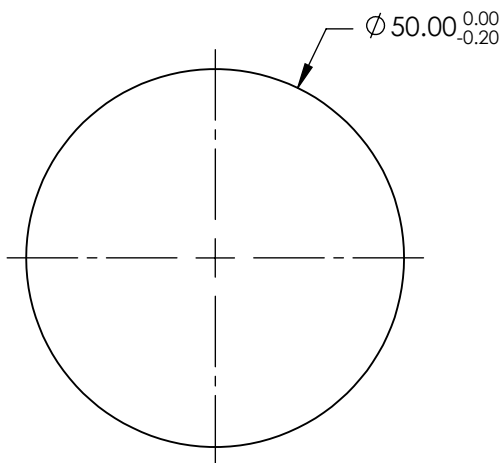
6. TRANSMITTED WAVEFRONT DISTORTION RMS@ 632.8nm ≤ ¼ λ

7. ROHS COMPLIANT

**FOR INFORMATION ONLY:  
DO NOT MANUFACTURE  
PARTS TO THIS DRAWING**



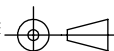
SHORTPASS FILTER



SPECIFICATIONS SUBJECT TO CHANGE WITHOUT NOTICE  
DIMENSIONS ARE FOR REFERENCE ONLY

	S1	S2
SHAPE	PLANO	PLANO
SURFACE QUALITY	60-40	60-40
CLEAR APERTURE	>80%	>80%
BEVEL	PROTECTIVE AS NEEDED	PROTECTIVE AS NEEDED

THIRD ANGLE  
PROJECTION



ALL DIMS IN

mm

**Edmund Optics®**

TITLE

1100nm 50mm Diameter, OD 4 Shortpass Filter

DWG NO

84735

SHEET  
1 OF 1