

NOTES:

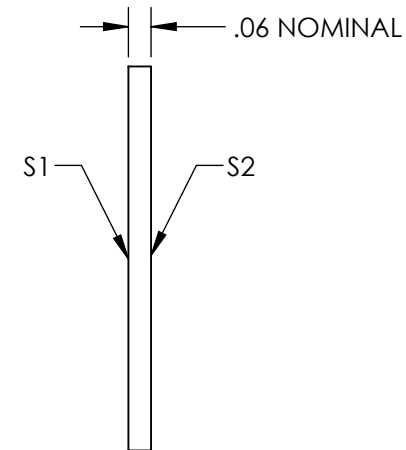
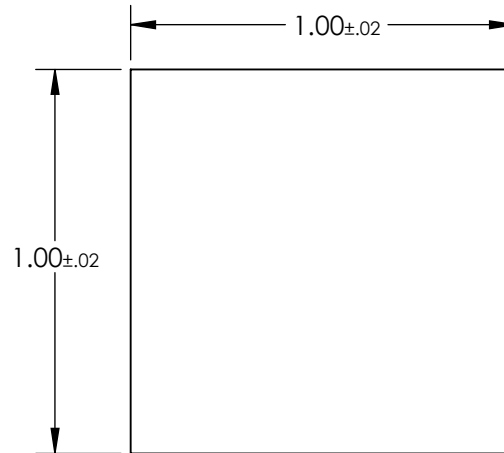
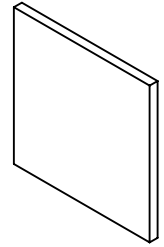
1. SUBSTRATE: FLOAT GLASS
2. LINE PAIR PATTERN: 10lp/mm
3. PARALLELISM:  
 LINE TO LINE:  $\leq 2$  ARCSEC  
 PATTERN TO SUBSTRATE:  $\pm 1^\circ$

4. COATING:

S1: VACUUM DEPOSITED CHROME, OD > 3.0  
 REFLECTION: 50%  $\pm$  5% @ 550nm

S2: NONE

5. RoHS: COMPLIANT



**FOR INFORMATION ONLY:  
 DO NOT MANUFACTURE  
 PARTS TO THIS DRAWING**

SPECIFICATIONS SUBJECT TO CHANGE WITHOUT NOTICE  
 DIMENSIONS ARE FOR REFERENCE ONLY



	VALUE
SHAPE	PLANO
SURFACE QUALITY	20-10
SURFACE FLATNESS	1 $\lambda$
BEVEL	PROTECTIVE AS NEEDED



ALL DIMS IN

in

TITLE

1" x 1" (10 lp/mm), Ronchi Ruling

DWG NO

58776

SHEET  
1 OF 1