

**FOR INFORMATION ONLY:
DO NOT MANUFACTURE
PARTS TO THIS DRAWING**

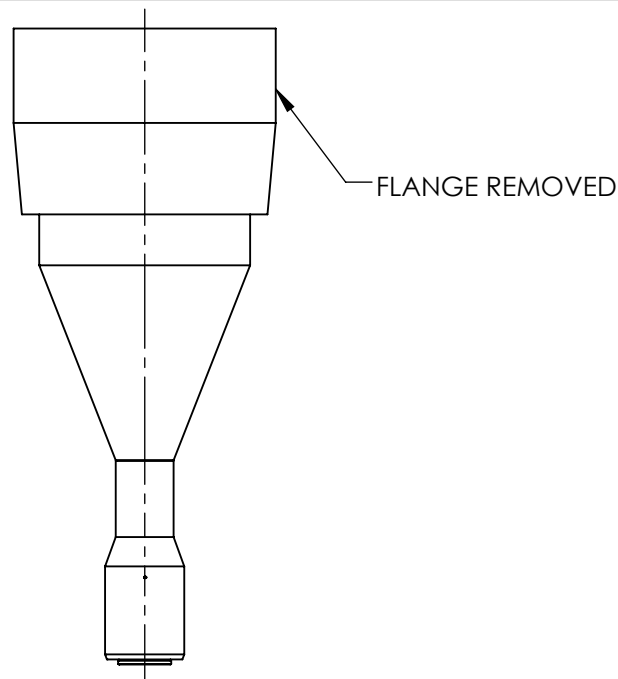
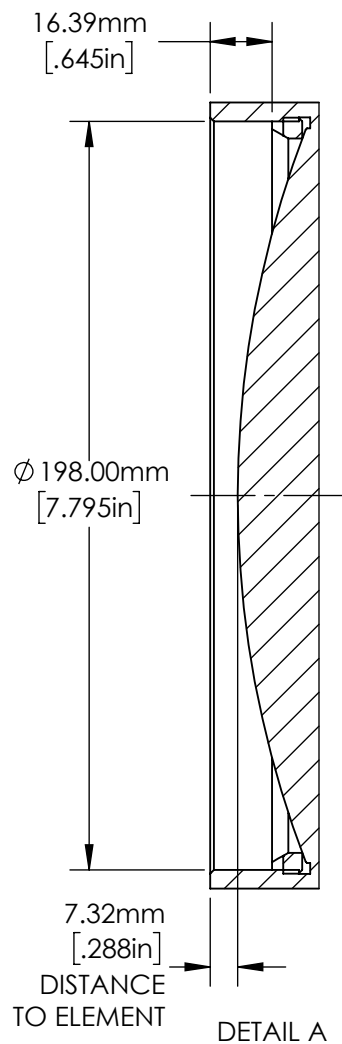
SPECIFICATIONS SUBJECT TO CHANGE
WITHOUT NOTICE
DIMENSIONS ARE FOR REFERENCE ONLY.
FOR DETAILED SPECIFICATIONS PLEASE
REFER TO THE SPEC SHEET.

EO[®] Edmund Optics[®]

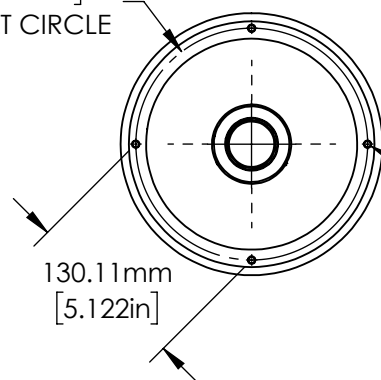
TITLE 0.238X, 35mm M42 x 1.0 TitanTL[®] Telecentric
Lens

DWG NO 34027

SHEET
1 OF 2

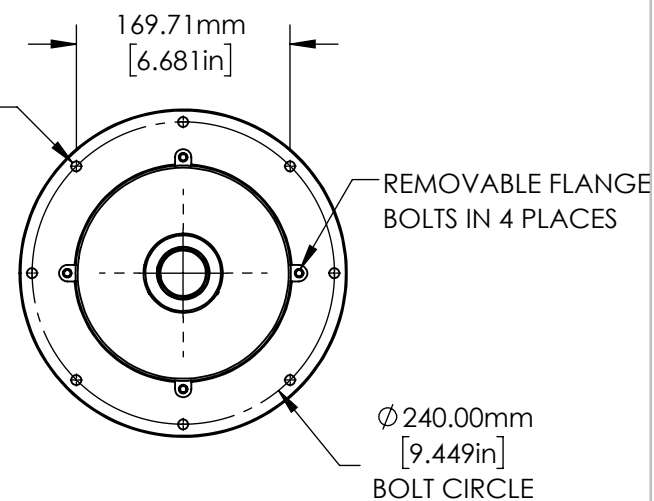


Ø 184.00mm
[7.244in]
BOLT CIRCLE



8X
Ø 8.00mm
[.315in]
THRU FLANGE

4X M6 x 1.0
20mm DEEP



**FOR INFORMATION ONLY:
DO NOT MANUFACTURE
PARTS TO THIS DRAWING**

SPECIFICATIONS SUBJECT TO CHANGE
WITHOUT NOTICE
DIMENSIONS ARE FOR REFERENCE ONLY.
FOR DETAILED SPECIFICATIONS PLEASE
REFER TO THE SPEC SHEET.

Edmund Optics®

TITLE

0.238X, 35mm M42 x 1.0 TitanTL® Telecentric
Lens

DWG NO

34027

SHEET
2 OF 2