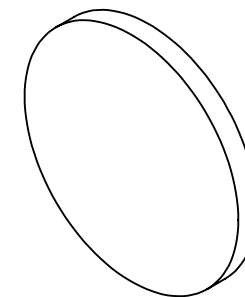


NOTES:

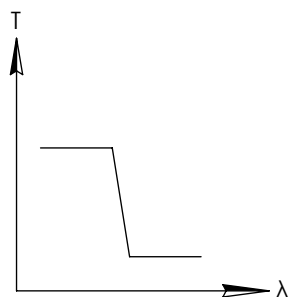
**FOR INFORMATION ONLY:
DO NOT MANUFACTURE
PARTS TO THIS DRAWING**



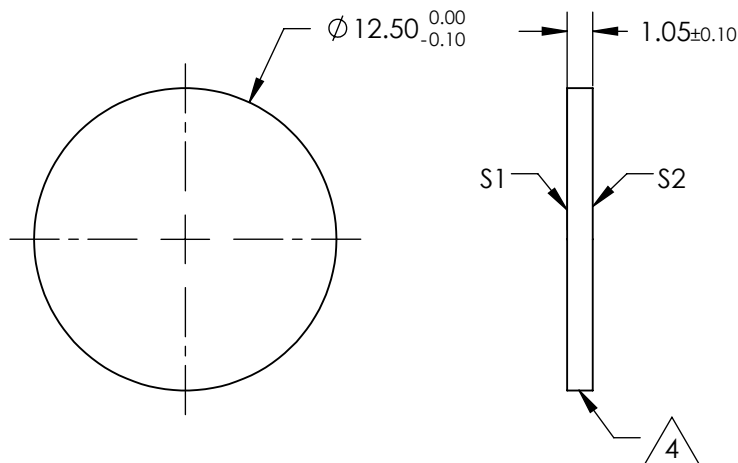
1. SUBSTRATE
 2. SURFACE S2 TO BE PARALLEL WITH SURFACE S1 TO WITHIN 5 arcsec
 3. COATING (APPLY ACROSS COATING APERTURE)
ENVIRONMENTAL DURABILITY:
PHYSICAL DURABILITY:
PERFORMANCE SPECIFICATIONS:
T(avg): >85% FROM 400 - 820nm FOR RANDOM POLARIZATION @ 45° AOI
T(abs): 80% FROM 400 - 820nm FOR ALL POLARIZATIONS @ 45° AOI
R(avg): >97% FROM 910 - 1110nm FOR RANDOM POLARIZATION @ 45° AOI
R(abs): 95% FROM 910 - 1110nm FOR ALL POLARIZATIONS @ 45° AOI
T(abs): = 50% 850nm @ 45° AOI
- S1: HARD COATED
S2: SINGLE LAYER MgF2

4. FINE GRIND SURFACE

5. POWER, IRREGULARITY, AND SURFACE QUALITY SPECIFICATIONS
APPLY ACROSS CLEAR APERTURE
6. TRANSMITTED WAVEFRONT DISTORTION RMS@ 632.8nm $\leq \frac{1}{4} \lambda$
7. ROHS COMPLIANT



SHORTPASS FILTER

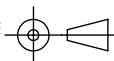


SPECIFICATIONS SUBJECT TO CHANGE WITHOUT NOTICE
DIMENSIONS ARE FOR REFERENCE ONLY

	S1	S2
SHAPE	PLANO	PLANO
SURFACE QUALITY	60-40	60-40
CLEAR APERTURE	Ø11.00	Ø11.00Ø11.00
COATING APERTURE	Ø11.00	Ø11.00
BEVEL	PROTECTIVE AS NEEDED	PROTECTIVE AS NEEDED

EO® Edmund Optics®

THIRD ANGLE
PROJECTION



TITLE

Ø12.5mm, 850nm DICHROIC SHORTPASS
FILTER

ALL DIMS IN

mm

DWG NO

69185

SHEET
1 OF 1