

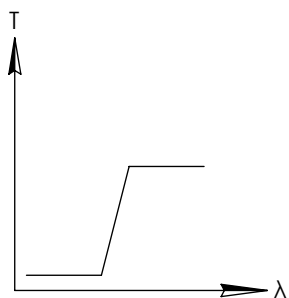
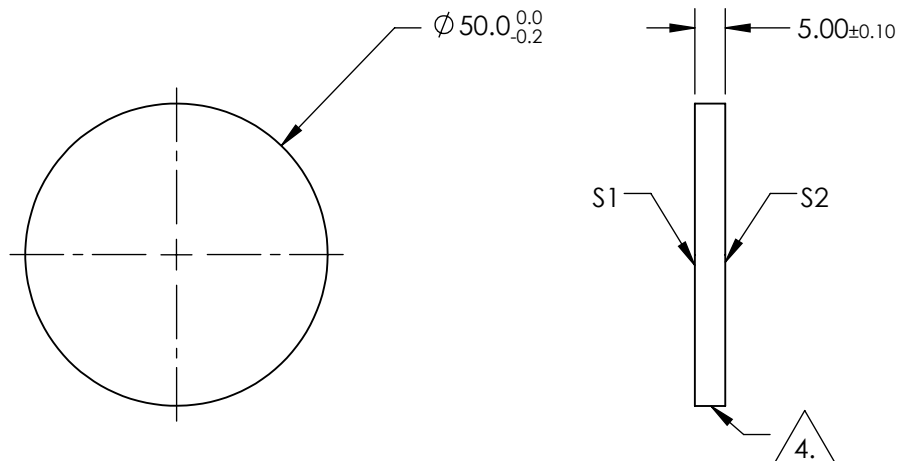

NOTES:

1. SUBSTRATE: UV FUSED SILICA
2. SURFACE S2 TO BE PARALLEL WITH SURFACE S1 TO WITHIN 5 arcsec
3. COATING (APPLY ACROSS COATING APERTURE)  
 S1: HARD DIELECTRIC SPUTTERED  
 T(avg):  $\geq 91\%$  FROM 765 - 1650nm @ 0° AOI  
 T(avg):  $\leq 0.01\%$  FROM 200 - 735nm @ 0° AOI  
 T(abs): =50% FOR 750 $\pm$ 7.5nm @ 0° AOI  
 S2: SINGLE LAYER MgF2

4. FINE GRIND SURFACE

5. POWER, IRREGULARITY, AND SURFACE QUALITY SPECIFICATIONS APPLY ACROSS CLEAR APERTURE
6. TRANSMITTED WAVEFRONT DISTORTION, RMS:  $\leq \lambda/4$  @ 633nm
7. ROHS COMPLIANT

**FOR INFORMATION ONLY:  
DO NOT MANUFACTURE  
PARTS TO THIS DRAWING**



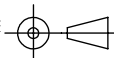
LONGPASS FILTER

SPECIFICATIONS SUBJECT TO CHANGE WITHOUT NOTICE  
DIMENSIONS ARE FOR REFERENCE ONLY

	S1	S2
SHAPE	PLANO	PLANO
SURFACE QUALITY	60-40	60-40
CLEAR APERTURE	>80%	>80%
BEVEL	PROTECTIVE AS NEEDED	PROTECTIVE AS NEEDED

**EO**® Edmund Optics®

THIRD ANGLE PROJECTION



TITLE

Ø50mm, 750nm, HIGH PERFORMANCE  
LONGPASS FILTER

ALL DIMS IN

mm

DWG NO

84761

SHEET  
1 OF 1