

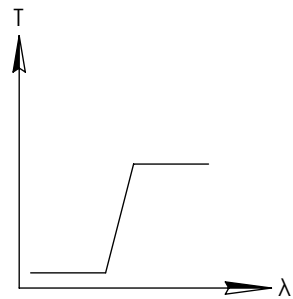
NOTES:

1. SUBSTRATE
2. SURFACE S2 TO BE PARALLEL WITH SURFACE S1 TO WITHIN 5 arcsec
3. COATING (APPLY ACROSS COATING APERTURE)
ENVIRONMENTAL DURABILITY:
PHYSICAL DURABILITY:
PERFORMANCE SPECIFICATIONS:
T(avg): >85% FROM 830 - 1600nm FOR RANDOM POLARIZATION @ 45° AOI
T(abs): >80% FROM 830 - 1600nm FOR ALL POLARIZATIONS @ 45° AOI
R(avg): >97% FROM 600 - 760nm FOR RANDOM POLARIZATION @ 45° AOI
R(abs): >95% FROM 600 - 760nm FOR ALL POLARIZATIONS @ 45° AOI
T(abs): = 50% 800nm @ 45° AOI

S1: HARD COATED
S2: SINGLE LAYER MgF2

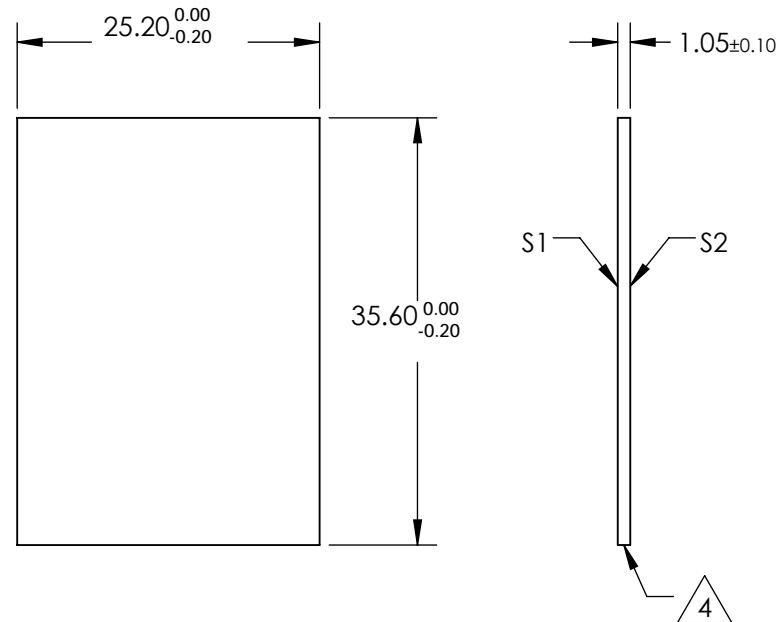
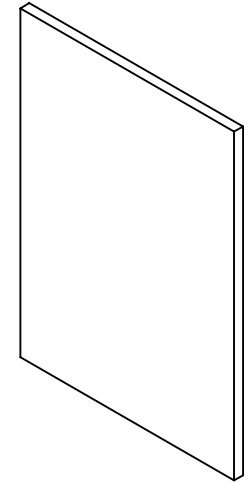
4. FINE GRIND SURFACE

5. POWER, IRREGULARITY, AND SURFACE QUALITY SPECIFICATIONS
APPLY ACROSS CLEAR APERTURE
6. TRANSMITTED WAVEFRONT DISTORTION RMS@ 632.8nm $\leq \frac{1}{4} \lambda$
7. ROHS COMPLIANT



LONGPASS FILTER

**FOR INFORMATION ONLY:
DO NOT MANUFACTURE
PARTS TO THIS DRAWING**



SPECIFICATIONS SUBJECT TO CHANGE WITHOUT NOTICE
DIMENSIONS ARE FOR REFERENCE ONLY

	S1	S2
SHAPE	PLANO	PLANO
SURFACE QUALITY	60-40	60-40
CLEAR APERTURE	22.0 x 32.0	22.0 x 32.0
BEVEL	PROTECTIVE AS NEEDED	PROTECTIVE AS NEEDED

THIRD ANGLE PROJECTION		TITLE	25.2 x 35.6mm, 800nm DICHROIC LONGPASS FILTER
ALL DIMS IN	mm	DWG NO	69905
			SHEET 1 OF 1