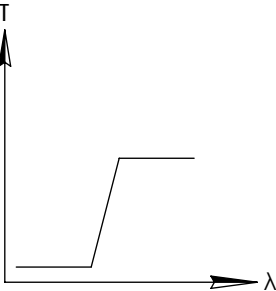
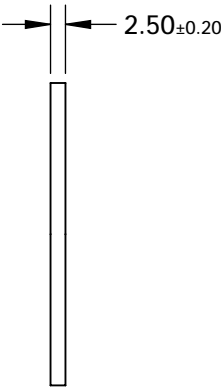
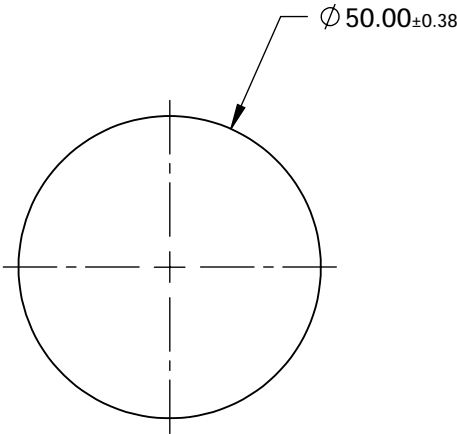
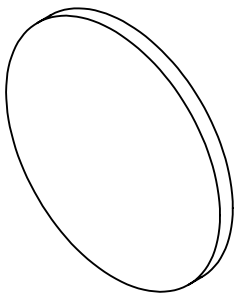


FOR INFORMATION ONLY:
DO NOT MANUFACTURE
PARTS TO THIS DRAWING



LONGPASS FILTER

SPECIFICATIONS SUBJECT TO CHANGE WITHOUT NOTICE
DIMENSIONS ARE FOR REFERENCE ONLY

REV. A	VALUE
SHAPE	PLANO
SPECTRAL TRANSMITTANCE $t_p(\%)$	95
PASSBAND LIMIT 1 λ_{p1} (nm)	570
CUT-OFF POSITION λ_c (nm)	540±6
STOPBAND LIMIT λ_s (nm)	498
WAVELENGTH	VIS
BEVEL	PROTECTIVE AS NEEDED

 Edmund Optics®



ALL DIMS IN

mm

TITLE

Ø50mm, HOYA O-54 LONGPASS FILTER

DWG NO

66087

SHEET
1 OF 1