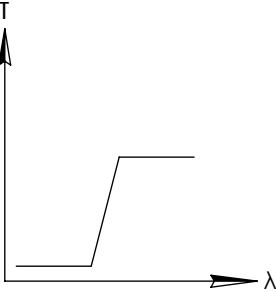
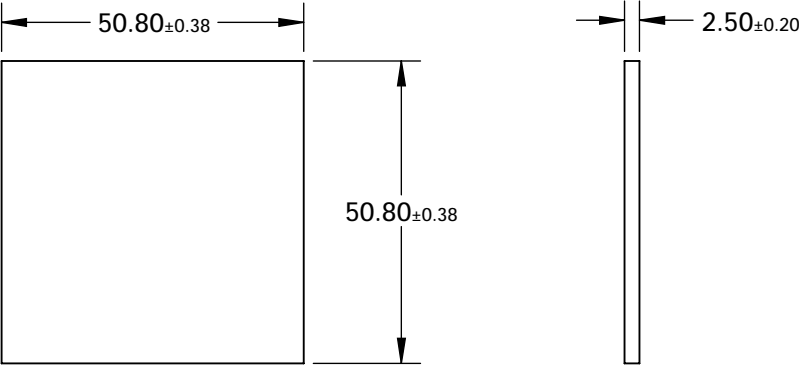
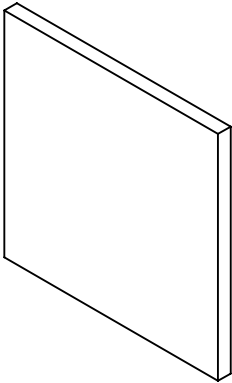


**FOR INFORMATION ONLY:
DO NOT MANUFACTURE
PARTS TO THIS DRAWING**



LONGPASS FILTER

SPECIFICATIONS SUBJECT TO CHANGE WITHOUT NOTICE
DIMENSIONS ARE FOR REFERENCE ONLY

REV. A	VALUE
SHAPE	PLANO
SPECTRAL TRANSMITTANCE $t_p(\%)$	93
PASSBAND LIMIT 1 λ_{p1} (nm)	400
CUT-OFF POSITION λ_c (nm)	370±6
STOPBAND LIMIT λ_s (nm)	323
WAVELENGTH	UV
BEVEL	PROTECTIVE AS NEEDED



TITLE	50.8 x 50.8mm, HOYA L-37 LONGPASS FILTER		
DWG NO	66060	SHEET 1 OF 1	

ALL DIMS IN mm