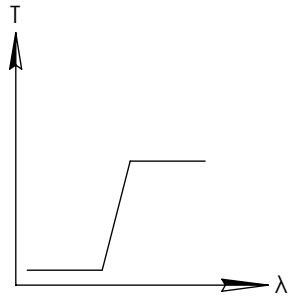
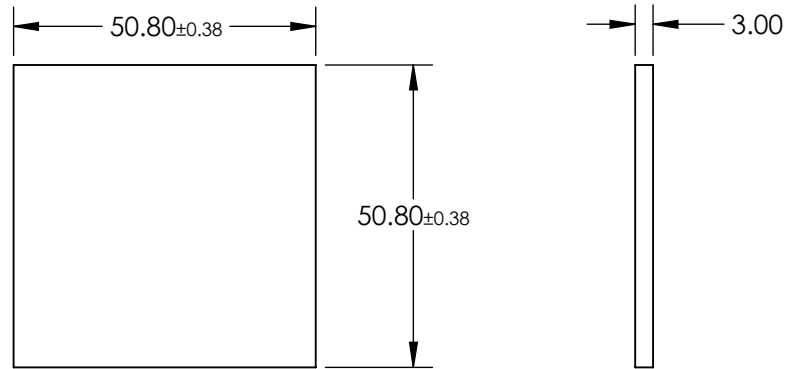
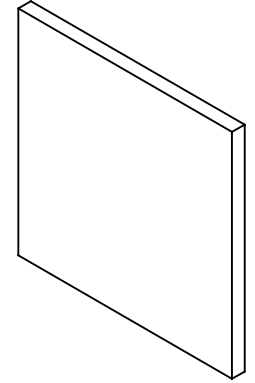


**FOR INFORMATION ONLY:  
DO NOT MANUFACTURE  
PARTS TO THIS DRAWING**



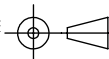
LONGPASS FILTER

SPECIFICATIONS SUBJECT TO CHANGE WITHOUT NOTICE  
DIMENSIONS ARE FOR REFERENCE ONLY

REV. A	VALUE
SHAPE	PLANO
SPECTRAL TRANSMITTANCE $t_p(\%)$	93
PASSBAND LIMIT $\lambda_{p1}$ (nm)	660
CUT-OFF POSITION $\lambda_c$ (nm)	590±6
STOPBAND LIMIT $\lambda_s$ (nm)	510
WAVELENGTH	VIS
BEVEL	PROTECTIVE AS NEEDED



THIRD ANGLE  
PROJECTION



TITLE

50.8 x 50.8mm, SCHOTT OG-590 LONGPASS  
FILTER

ALL DIMS IN

mm

DWG NO

46064

SHEET  
1 OF 1